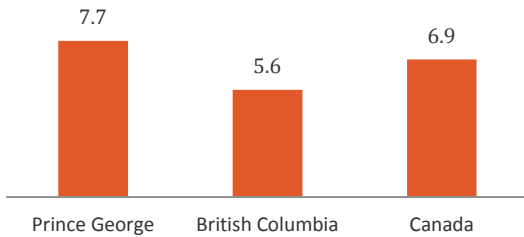




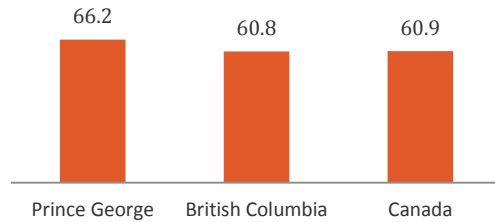
# August 2016

## Employment

Employment Rate (July 2016)



Employment Rate (July 2016)



In July 2016, Prince George’s unemployment rate was 7.7%, a slight decrease of 0.1% when compared to the same month last year. The unemployment rate was higher than both the Provincial rate of 5.6% and the National rate of 6.9%.

Conversely, Prince George’s employment rate in July 2016 was 66.2%, a slight increase from the same month last year when it was 65.9%. The employment rate was higher than both the national rate of 60.9% and BC’s 60.8%.

In July 2016, total employment in the Cariboo Economic Development region was 79,100. This represented a net increase of 1500 jobs when compared to the previous month. The Construction industry saw the most increase with the addition of 900 jobs. Educational Services had the highest decrease with the loss of 1000 jobs.

*(Sources: Statistics Canada Labour Force Estimates; Statistics Canada Employment by Industry Cariboo Region; BC Stats Labour Force Statistics Data;)*

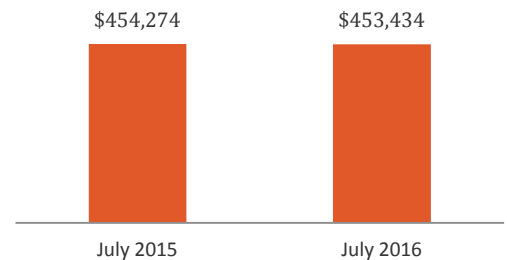
## Real Estate

17 newly constructed single detached houses were sold in Prince George in July 2016 at an average price of \$453,434. This is in comparison to 15 newly constructed single detached houses sold in July 2015 at an average price of \$454,274.

Home sales in Northern BC totaled 427 units in July 2016, a decrease of 9.9% from July 2015. The Average price of homes sold in Northern BC was \$267,922 in July 2016, a decrease of 2.9% from July 2015. Dollar value of home sales totaled \$114.4 million down 12.5% from the same month last year.

*(Source: BC Northern Real Estate Board; Canada Mortgage and Housing Corporation)*

Average Price of New SFDs Sold



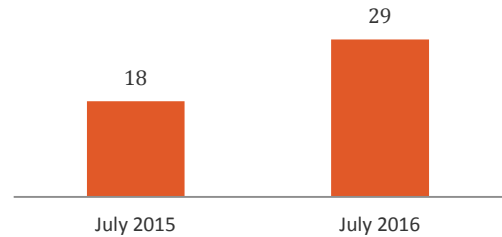
## Housing Construction

There were 29 (all SFDs) total housing starts in Prince George during July 2016, a significant increase as compared to 18 (14 SFDs, 4 multiples) starts in July 2015. The number of completions also increased from 6 (all SFDs) in July 2015 to 17 (15 SFDs, 2 multiples) in July 2016.

Across BC, housing starts increased by 14% from 3,091 (795 SFDs) in July 2015, to 3,538 (995 SFDs) in July 2016. Conversely, the total number of completions decreased by 31% from 2,923 (829 SFDs) in July 2015 to 2,025 (786 SFDs) in July 2016.

*(Source: Canada Mortgage and Housing Corporation)*

New SFD Construction Starts



## Building Permits

The City of Prince George issued 48 building permits valued at \$18.8 million in July 2016 including \$14.2 million in commercial and industrial permits, \$3.1 million for new single-family detached units, and \$1.5 million in all other permits. This is a 241% increase over July of 2015 when 90 permits were issued valued at \$5.5 million.

*(Source: City of Prince George)*

Building Permits	Building Permits Value (millions)
48	\$18.8

## Business Licenses

The City of Prince George received 33 new business license applications and 3 renewal applications in July 2016.

*(Source: City of Prince George)*

New Business Licenses	Business License Renewals	Total
33	3	36

## Airport Passenger Volumes

35,663 passengers moved through the Prince George International Airport in July 2016, a decrease of 3.7% from July 2015.

*(Source: Prince George Airport Authority)*

Prince George Air Passenger Volume

