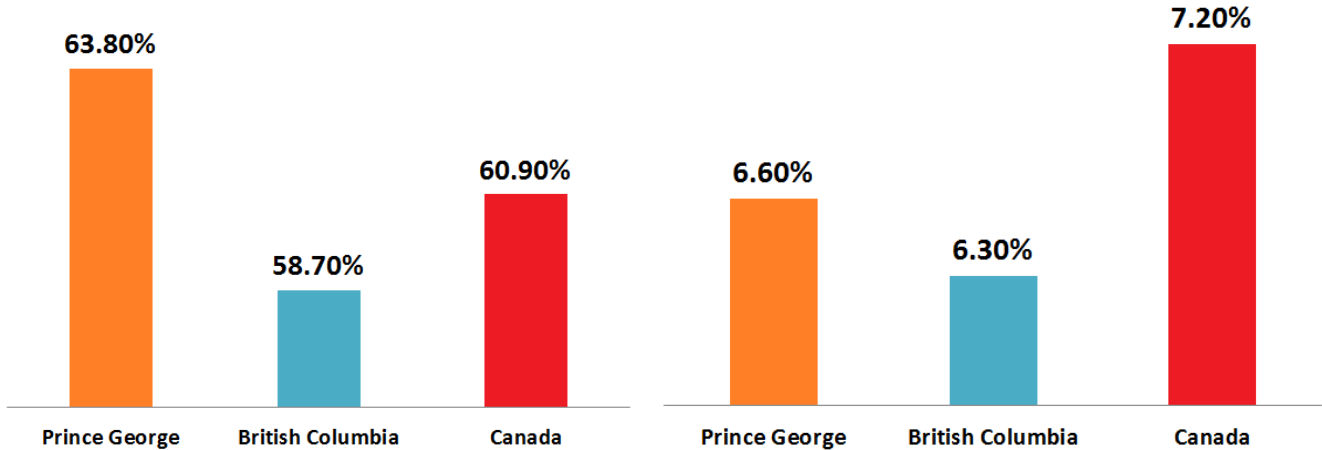


June 2015

Employment

Employment Rate (May 2015)

Unemployment Rate (May 2015)



The number of people employed in Prince George increased from 45,400 in April 2015 to 45,600 in May 2015. Concurrently, the number of people in the workforce increased from 48,100 in April 2015 to 48,800 in May 2015. Last month employment rates in BC and across Canada were 58.7% and 60.9%, respectively, while Prince George was significantly higher than both at 63.8%. Prince George remained below the 7.2% national unemployment rate at 6.6% during May 2015, but was higher than the 6.3% provincial unemployment rate. For the first time since September 2013 the unemployment rate in Prince George increased to 6.6%. This also represents a 1.1% increase from one year ago in May 2014.

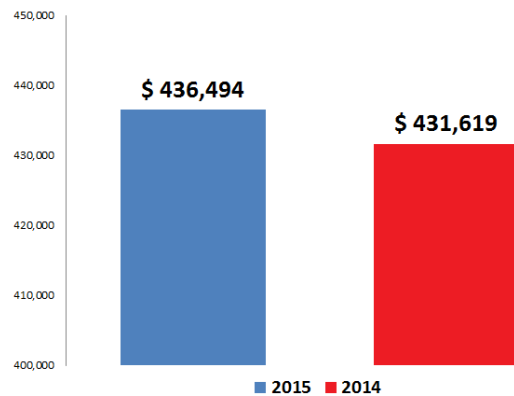
In BC, the number of full time jobs increased by 9,600 in May 2015. Part-time jobs rose by over 21,300. The number of people employed in the private sector in BC increased by 2,600. The number of people self-employed increased by 25,400, while employment in the public sector for the province also increased, by 2,700.

(Source: Statistics Canada Labour Force Survey)

Real Estate

36 newly constructed single detached houses were sold in May 2015 at an average price of \$436,494. This was in comparison to 38 new houses sold at an average price of \$431,619 in May 2014. Home sales in northern BC totaled 415 units in May 2015, down 10.8% compared to May 2014. The average home price in northern BC in May was \$269,243, up 3.1% on a year-over-year basis. The total value of home sales in northern BC was \$111.7 million in May 2015, down by 8.0% on a year-over-year basis after a strong April 2015. National home sales were up 3.1% between April 2015 and May 2015, but the average price rose by 5.17% on a year-over-year basis in May.

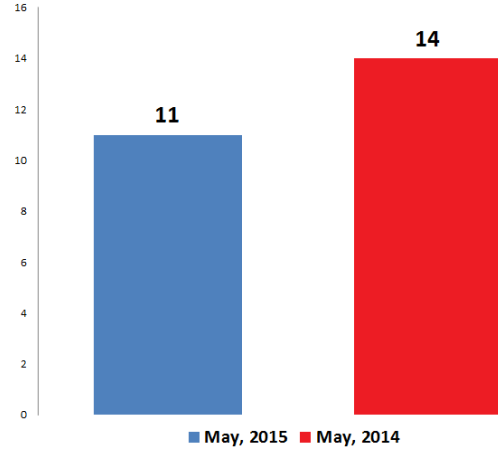
(Source: BC Northern Real Estate Board; Canadian Real Estate Association)



Housing Construction

There were 11 housing starts in Prince George during May 2015 (8 single family dwellings and 3 multiples); this is in comparison to 14 starts in May 2014. Only 2 single-detached residential houses were completed in Prince George in May 2015. Comparatively, the total number of single detached housing starts in BC during May 2015 was down by 11.3% from May 2014. Total completions in BC for May 2015 were up by 62.8% compared to a year ago.

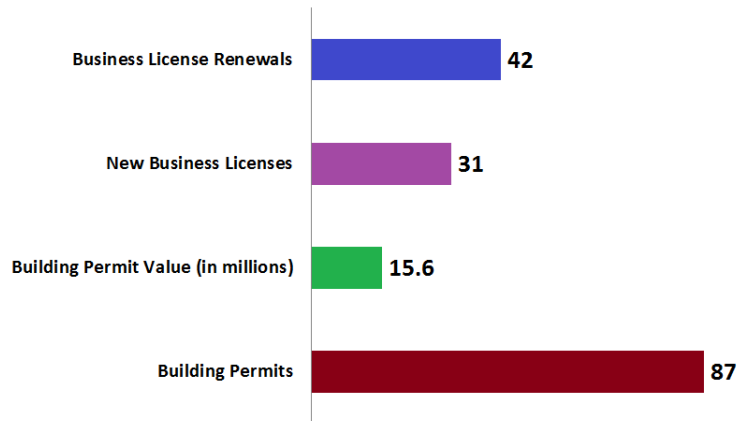
(Source: Canada Mortgage and Housing Corporation)



Building Permits

The City of Prince George issued 87 building permits valued at \$15.6 million in May 2015. The value of commercial and industrial permits was \$4.8 million in May 2015. The value of permits issued for new single family detached units was \$1.8 million during May 2015.

(Source: City of Prince George; Statistics Canada)



Building Permits	Building Permit Value (in millions)	New Business Licenses	Business License Renewals
87	15.6	31	42

Business Licenses

The City of Prince George received 31 new business license applications and 42 renewal applications in May 2015.

(Source: City of Prince George)

Airport Passenger Volumes

38,239 passengers moved through the Prince George International Airport in April 2015, which is 4.18% higher than in April 2014. Traffic through the Vancouver International Airport was up 3.5% for the month of April 2015 in comparison to April 2014.

(Source: Prince George Airport Authority and Vancouver Airport Authority)

