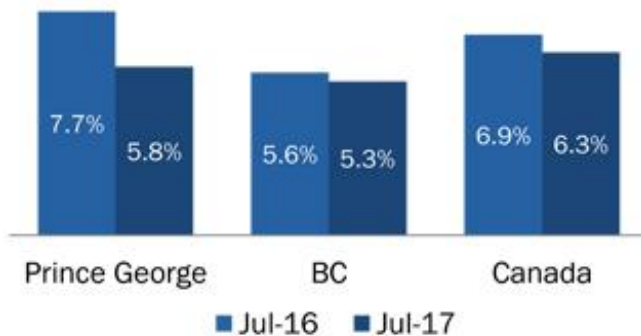
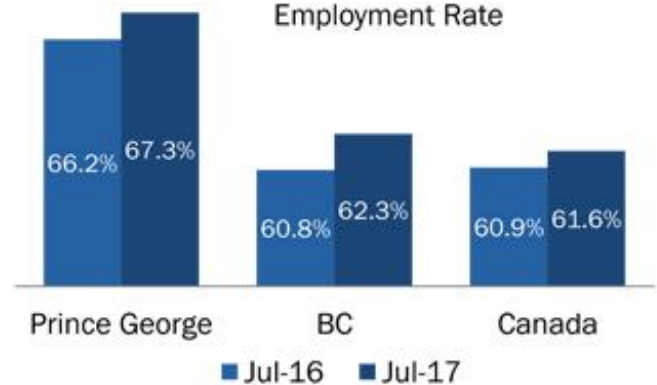


EMPLOYMENT

Unemployment Rate



Employment Rate



Cariboo economic development region



82,400
EMPLOYED



1100
JOBS

Cariboo region employment in:

- Wholesale and retail trade increased **700** jobs and manufacturing increased by **500**
- Mining and Oil and Gas Extraction decreased by **400** jobs

July in Review

In July 2017, Prince George's unemployment rate was 5.8%, a decrease of 1.9% when compared to the same month in 2016 when it was 7.7%. The unemployment rate was higher than the provincial rate of 5.3% but lower than the national rate of 6.3%.

Prince George's employment rate in June 2017 was 67.3%, an increase from the same month last year when it was 66.2%. The employment rate was higher than the national rate of 61.6% and BC's 62.3%.

Total employment in the Cariboo Economic Development region was 82,400 for July. This represented a net increase of 1100 jobs when compared to the previous month. Wholesale and retail trade saw the highest increase with the addition of 700 jobs in this sector. Manufacturing jobs also increased by 500 jobs. The highest decrease in jobs occurred in Mining and Oil and Gas Extraction with a decrease of 400 jobs.

Real Estate

8 newly constructed single detached houses were sold in Prince George in July 2017 at an average price of \$494,124. This is in comparison to 18 newly constructed single detached houses sold in July 2016 at an average price of \$453,434.

Home sales in Northern BC totaled 364 units in July 2017, a decline of 14.8%

from July 2016. The average price of homes sold in Northern BC was \$281,369 in June 2017, an increase of 5.0% from June 2016. Dollar value of home sales totaled \$102.4 million down 10.5% from the same month last year.



Housing Construction

There were 18 (18 SFDs, 0 multiples) total housing starts in Prince George during July 2017; this was the same as July 2016, 18 (18 SFDs, 0 multiple). The number of completions decreased to 7 (4 SFDs, 3 multiple) in July 2017 compared to 14 (12 SFDs, 2 multiple) in July 2016.

Across BC, housing starts increased by 19.5% from 3,281 (998 SFDs) in July 2016, to 3,920 (1,011 SFDs) in July 2017. The total number of completions also increased in BC by 3.8% from 2,055 (777 SFDs) in June 2016 to 2,133 (772 SFDs) in July 2017 with multiple completions leading the way.

Building Permits

The City of Prince George issued 49 building permits valued at \$24.5 million in July 2017 including \$11.93 million in commercial permits, \$4.00 million in institutional permits, and \$8.61 million in residential permits.

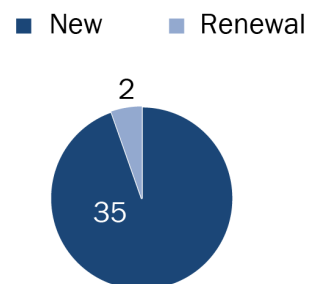
This is a 30.3% increase over July 2016 when 49 permits were issued at a value of \$18.8 million.

View the complete [Monthly Building Permit Report](#) and find detailed descriptions of building permits issued.

Business Licenses

The City of Prince George received 35 new business license applications and 2 renewal applications in July 2017.

[Monthly Business License Reports](#) are available on the City website.



Passengers

42,058 passengers moved through the Prince George International Airport in July 2017. This is an increase of 17.9% over July 2016.

More Statistics...

The City of Prince George Economic Development Division now provides a [Dashboard](#), which tracks all relevant data including the following: demographics, labour, tax, quality of life, housing transportation, education, companies, and utilities. Powered by Townfolio, this new statistical tool is designed to help businesses and the community gain access to up-to-date stats about the Prince George economy.

Click this link to see the [Economic Updates](#) from previous months and historical data back to 2012.

Commute Times

Source: Statscan Census



Follow us on social media too!



#InvestCityofPG



#cityofpg

© 2016 City of Prince George, 1100 Patricia Boulevard, Prince George, BC V2L 3V9
Email: servicecentre@princegeorge.ca, Telephone: 250-561-7600, Fax: 250-561-7724

[Unsubscribe to this eNewsletter](#)