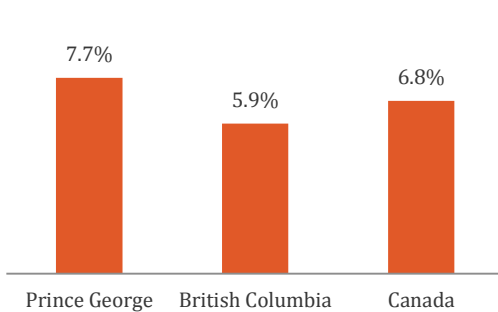




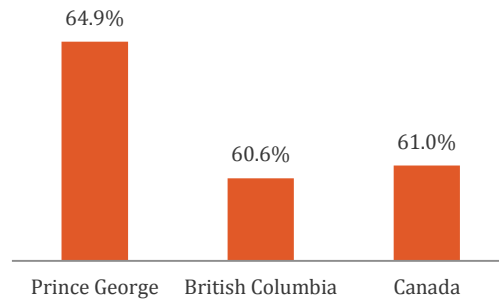
July 2016

Employment

Unemployment Rate (June 2016)



Employment Rate (June 2016)



In June 2016, Prince George’s unemployment rate was 7.7%, an increase of 1.1% when compared to the same month last year. The unemployment rate was higher than both the Provincial rate of 5.9% and the National rate of 6.8%.

Prince George’s employment rate in June 2016 was 64.9%, a slight increase from the same month last year when it was 64.6%. The employment rate was higher than both the national rate of 61% and BC’s 60.6%.

In June 2016, total employment in the Cariboo Economic Development region was 77,900. This represented a slight increase of 300 when compared to the previous month. The Construction industry saw the most increase with the addition of 300 jobs. Public Administration had the highest decrease with the loss of 400 jobs.

(Sources: Statistics Canada Labour Force Estimates; Statistics Canada Employment by Industry Cariboo Region; BC Stats Labour Force Statistics Data.)

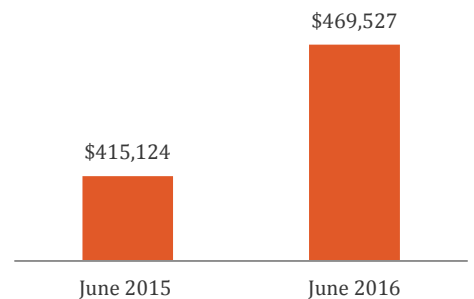
Real Estate

13 newly constructed single detached houses were sold in Prince George in June 2016 at an average price of \$469,527. This is in comparison to 36 newly constructed single detached houses sold in June 2015 at an average price of \$415,124.

Home sales in Northern BC totaled 488 units in June 2016, a decrease of 4.3% from June 2015. The Average price of homes sold in Northern BC was \$260,122 in June 2016, a decrease of 0.9% from June 2015. Dollar value of home sales totaled \$126.9 million down 5.1% from the same month last year.

(Source: BC Northern Real Estate Board; Canada Mortgage and Housing Corporation)

Average Price of New SFDs Sold



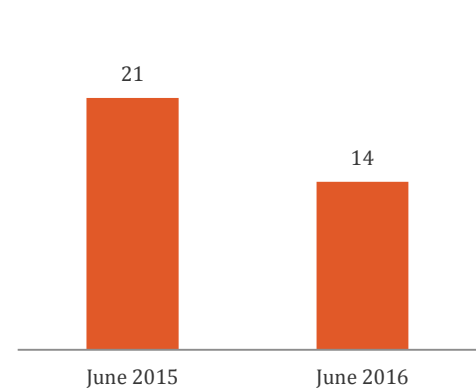
Housing Construction

There were 14 (all SFDs) total housing starts in Prince George during June 2016, a decrease as compared to 63 (21 SFDs, 42 multiples) starts in June 2015. The number of completions also decreased from 47 (44 SFDs, 3 multiples) in June 2015 to 10 (7 SFDs, 3 multiples) in June 2016.

Across BC, housing starts increased by 36% from 3,010 (853 SFDs) in June 2015, to 4,094 (881 SFDs) in June 2016. The total number of completions also increased by 18% from 2,051 (729 SFDs) in June 2015 to 2,418 (788 SFDs) in June 2016.

(Source: Canada Mortgage and Housing Corporation)

New SFD Construction Starts



Building Permits

The City of Prince George issued 57 building permits valued at \$8.8 million in June 2016 including \$1.8 million in commercial and industrial permits, \$5.9 million for new single-family detached units, and \$1.1 million in all other permits. This is a 5% increase over June of 2015 when 106 permits were issued valued at \$8.4 million.

(Source: City of Prince George)

Building Permits	Building Permits Value (millions)
54	\$20.8

Business Licenses

The City of Prince George received 55 new business license applications and 42 renewal applications in June 2016.

(Source: City of Prince George)

New Business Licenses	Business License Renewals	Total
55	42	97

Airport Passenger Volumes

38,105 passengers moved through the Prince George International Airport in June 2016, an increase of 5% from June 2015.

(Source: Prince George Airport Authority)

Prince George Airport Passenger Volume

