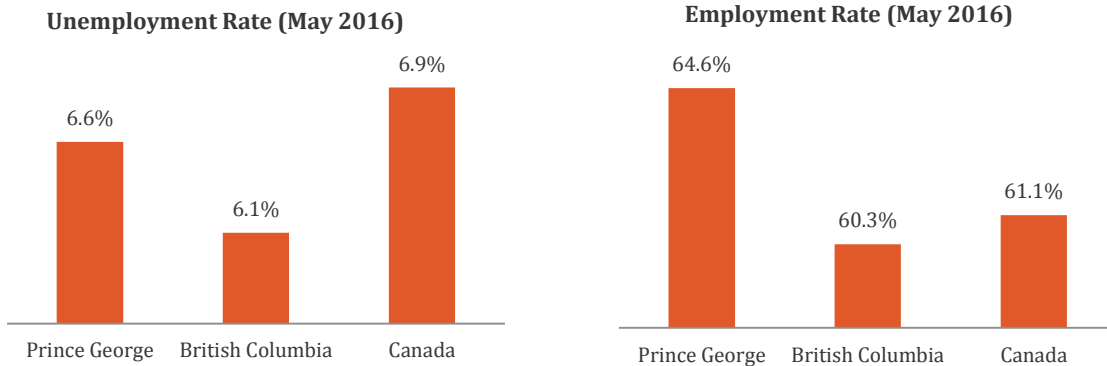




June 2016

Employment



In May 2016, Prince George’s unemployment rate remained steady at 6.6% compared to the same month last year. The unemployment rate was slightly higher compared to BC’s 6.1% but lower than the national rate which was 6.9% in May 2016.

Prince George’s employment rate in May 2016 was 64.6%, an increase from the same month last year when it was 63.8%. The employment rate was also higher than both the national rate of 61.1% and BC’s 60.3%.

In May 2016, total employment in the Cariboo Economic Development region was 77,600. This represented no net change in total employment when compared to the previous month, yet there were gains and losses in some industries. The Business, Building, and Other Support Services industry saw the most increase with the addition of 500 jobs. The accommodation and Food Services industry had the highest decrease with the loss of 1000 jobs.

(Sources: Statistics Canada Labour Force Estimates; Statistics Canada Employment by Industry Cariboo Region; BC Stats Labour Force Statistics Data)

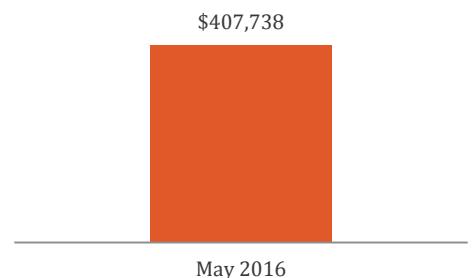
Real Estate

12 newly constructed single detached houses were sold in Prince George in May 2016 at an average price of \$407,738. This is in comparison to 3 newly constructed single detached houses sold in May 2015. The average price of homes sold in May 2015 was suppressed due to the small sample size.

Home sales in Northern BC totaled 436 units in May 2016, an increase of 5.1% from May 2015. The Average price of homes sold in Northern BC was \$271,061 in May 2016, an increase of 0.7% from May 2015. Dollar value of home sales totaled \$118.2 million up 5.8% from the same month last year.

(Source: BC Northern Real Estate Board; Canada Mortgage and Housing Corporation)

Average Price of New SFDs Sold



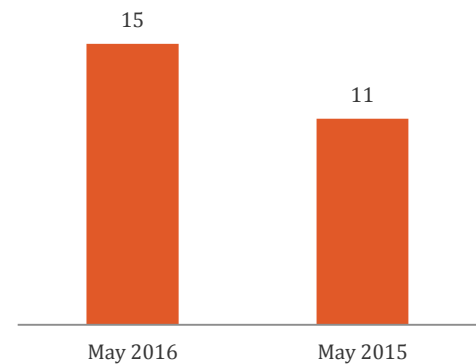
Housing Construction

There were 15 (12 SFDs, 3 multiples) total housing starts in Prince George during May 2016, an increase as compared to 11 (8 SFDs, 3 multiples) starts in May 2015. The number of completions significantly increased from 2 single family dwellings in May 2015 to 29 (13 SFD, 16 multiples) in May 2016.

Across BC, housing starts increased by 44% from 2,079 (736 SFDs) in May 2015, to 3,000 (972 SFDs) in May 2016. Conversely, the total number of completions decreased by 8% from 2,553 (763 SFDs) in May 2015 to 2,361 (623 SFDs) in May 2016.

(Source: Canada Mortgage and Housing Corporation)

New SFD Construction Starts



Building Permits

The City of Prince George issued 54 building permits valued at \$20.8 million in May 2016 including \$4.9 million in commercial and industrial permits, \$3.0 million for new single-family detached units, \$8.0 million in new multifamily units, and \$4.9 million in all other permits. This is a 33% increase over May of 2015 when 45 permits were issued valued at \$15.6 million.

(Source: City of Prince George)

Building Permits	Building Permits Value (millions)
54	\$20.8

Business Licenses

The City of Prince George received 41 new business license applications and 72 renewal applications in May 2016.

(Source: City of Prince George)

New Business Licenses	Business License Renewals	Total
41	72	113

Airport Passenger Volumes

38,490 passengers moved through the Prince George International Airport in May 2016, a slight decrease of 1.2% from May 2015.

(Source: Prince George Airport Authority)

Prince George Airport Passenger Volume

