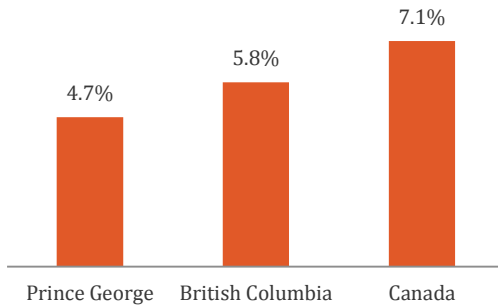




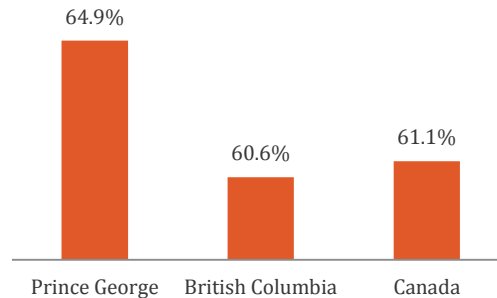
# May 2016

## Employment

Unemployment Rate (April 2016)



Employment Rate (April 2016)



In April 2016, Prince George’s unemployment rate was 4.7%, a decrease of 1% from the previous month and down by 0.9% compared to the same month last year. The unemployment rate was also lower than both the Provincial rate of 5.8% and the National rate of 7.1%.

Prince George’s employment rate in April 2016 was 64.9%, an increase from the previous month’s 64.4%. The employment rate was higher than both the national rate of 61.1% and BC’s 60.6%. Compared to April 2015, the rate increases by 1.4% from 63.5%.

In April 2016, total employment in the Cariboo Economic Development region increased by 1.2% with a net gain of 900 jobs raising total employment to 77,600. The Professional, Scientific, and other Technical Services industry saw the most significant increase of 500 jobs. Job losses were spread across a variety of sectors with the highest number being 600 in the Manufacturing industry.

*(Sources: Statistics Canada Labour Force Estimates; Statistics Canada Employment by Industry Cariboo Region; BC Stats Labour Force Statistics Data)*

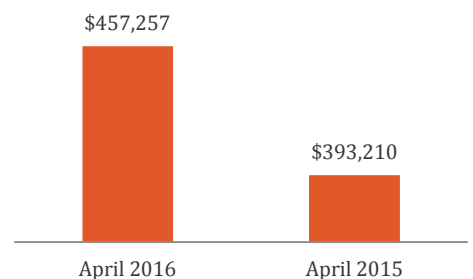
## Real Estate

17 newly constructed single detached houses were sold in Prince George in April 2016 at an average price of \$457,257. This is in comparison to 30 newly constructed single detached houses sold in April 2015 at an average price of \$393,210.

Home sales in Northern BC totaled 392 units in April 2016, a decrease of 8.4% from April 2015. The Average price of homes sold in Northern BC was \$271,514 in April 2016, an increase of 5.2% from April 2015. Dollar value of home sales totaled \$106.4 million down 3.6% from the same month last year.

*(Source: BC Northern Real Estate Board; Canada Mortgage and Housing Corporation)*

Average Price of New SFDs Sold



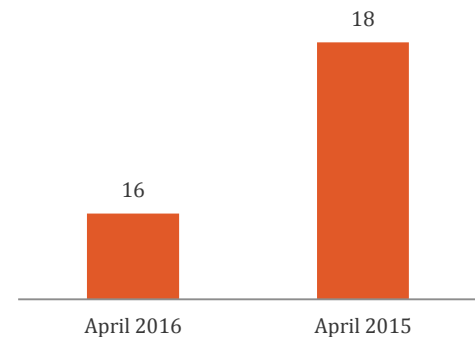
## Housing Construction

There were 126 total housing starts in Prince George during April compared to 36 starts in April 2015. The significant increase is due to the development of River Bend Seniors Community with 108 apartment units. The number of single detached houses constructed decreased from 18 in April 2015 to 16 in April 2016. The number of completions also decreased from 46 completions (25 SFDs, 21 multiples) in April 2015 to 22 completions (18 SFDs, 4 multiples) in April 2016.

Across BC, housing starts increased by 25% from 3,030 (840 SFDs) in April 2015, to 3,792 (853 SFDs) in April 2016. Conversely, the total number of completions decreased by 13% from 1,983 (593 SFDs) in April 2015 to 1,734 (736 SFDs) in April 2016.

(Source: Canada Mortgage and Housing Corporation)

New SFD Construction Starts



## Building Permits

The City of Prince George issued 36 building permits valued at \$9.7 million in April 2016 including \$5.4 million in commercial and industrial permits, \$3.6 million for new single-family detached units, and \$700,000 in all other permits. This is a 76% increase over April of 2015 when 83 permits were issued valued at \$5.5 million.

(Source: City of Prince George)

Building Permits	Building Permits Value (millions)
36	\$9.7

## Business Licenses

The City of Prince George received 39 new business license applications and 174 renewal applications in April 2016.

(Source: City of Prince George)

New Business Licenses	Business License Renewals	Total
39	174	213

## Airport Passenger Volumes

37,467 passengers moved through the Prince George International Airport in April 2016, a slight decrease of 2.02% from April 2015.

(Source: Prince George Airport Authority)

Prince George Airport Passenger Volume

