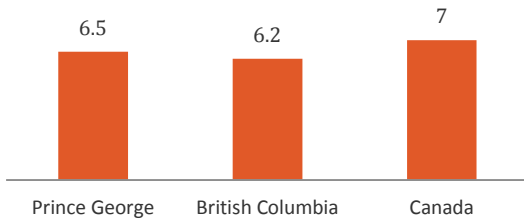




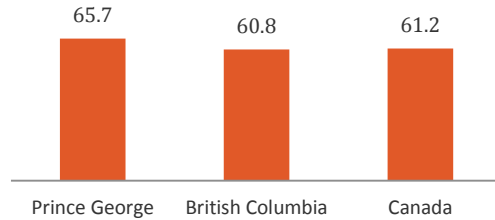
# November 2016

## Employment

Unemployment Rate (October 2016)



Employment Rate (October 2016)



In October 2016, Prince George’s unemployment rate was 6.5%, a decrease of .1% when compared to the same month last year. The unemployment rate was higher than the provincial rate of 6.2% but lower than the national rate of 7%.

Prince George’s employment rate in October 2016 was 65.7%, a decrease from the same month last year when it was 66.9%. The employment rate was higher than the provincial rate of 60.8% and the national rate of 61.2%.

In October 2016, total employment in the Cariboo Economic Development region was 79,400. This represented a net decrease of 200 jobs when compared to the previous month. The Other services industry saw the highest increase with the addition of 700 jobs. The Construction industry had the highest decrease with a loss of 600 jobs.

*(Sources: Statistics Canada Labour Force Estimates; Statistics Canada Employment by Industry Cariboo Region; BC Stats Labour Force Statistics Data)*

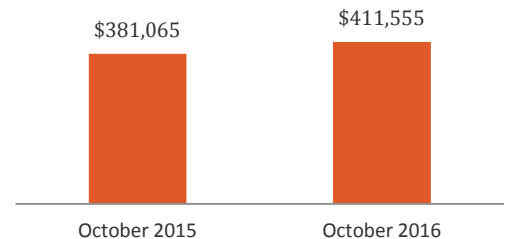
## Real Estate

14 newly constructed single detached houses were sold in Prince George in October 2016 at an average price of \$411,555. This is in comparison to 15 newly constructed single detached houses sold in October 2015 at an average price of \$381,065.

Home sales in Northern BC totaled 341 units in October 2016, a decrease of 5% from October 2015. The average price of homes sold in Northern BC was \$265,459 in October 2016, a decrease of 3.9% from October 2015. The dollar value of home sales totaled \$95.5 million, down 8.7% from the same month in 2015.

*(Source: BC Northern Real Estate Board; Canada Mortgage and Housing Corporation)*

Average Price of New SFDs Sold



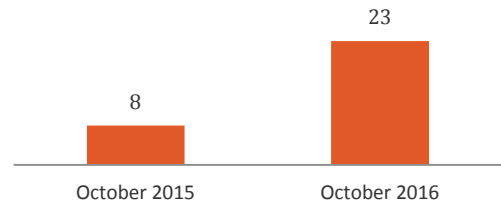
## Housing Construction

There were 23 (20 SFDs, 3 multiples) total housing starts in Prince George during October 2016, an increase as compared to 8 (8 SFDs, 0 multiples) starts in October 2015. The number of completions also increased from 15 (15 SFDs, 0 multiples) in October 2015 to 30 (19 SFDs, 11 multiples) in October 2016.

Across BC, housing starts decreased by 25% from 2,922 (798 SFDs) in October 2015, to 2,179 (897 SFDs) in October 2016. The total number of completions decreased by 13% from 2,217 (749 SFDs) in October 2015 to 1,920 (866 SFDs) in October 2016.

*(Source: Canada Mortgage and Housing Corporation)*

New SFD Construction Starts



## Building Permits

The City of Prince George issued 34 building permits valued at \$5 million in October 2016 including \$.8 million in commercial and industrial permits, \$3.2 million for new single-family detached units, and \$1 million in all other permits. This is a 35% decrease from October 2015 when 45 permits were issued valued at \$7.7 million.

*(Source: City of Prince George)*

Building Permits	Building Permits Value (millions)
34	\$5

## Business Licenses

The City of Prince George received 36 new business license applications and 2 renewal applications in October 2016.

*(Source: City of Prince George)*

New Business Licenses	Business License Renewals	Total
36	2	38

## Airport Passenger Volumes

40,379 passengers moved through the Prince George International Airport in October 2016, a 3% increase from October 2015.

*(Source: Prince George Airport Authority)*

Prince George Air Passenger Volume

