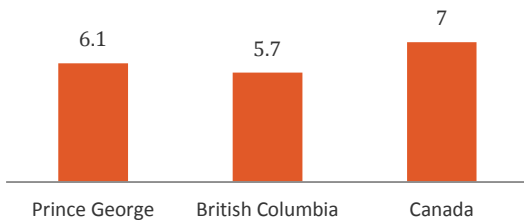




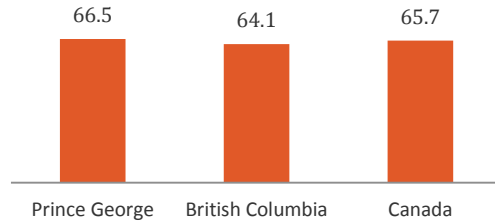
October 2016

Employment

Unemployment Rate (September 2016)



Employment Rate (September 2016)



In September 2016, Prince George’s unemployment rate was 6.1%, a decrease of 1.2% when compared to the same month last year. The unemployment rate was higher than the provincial rate of 5.7% but lower than the national rate of 7%.

Prince George’s employment rate in September 2016 was 66.5%, a decrease from the same month last year when it was 67.2%. The employment rate was higher than the national rate of 65.7% and BC’s 64.1%.

In September 2016, total employment in the Cariboo Economic Development region was 79,600. This represented a net decrease of 200 jobs when compared to the previous month. The Agriculture industry saw the highest increase with the addition of 500 jobs. The Professional, Scientific and Technical Services industry had the highest decrease with the loss of 500 jobs.

(Sources: Statistics Canada Labour Force Estimates; Statistics Canada Employment by Industry Cariboo Region; BC Stats Labour Force Statistics Data;)

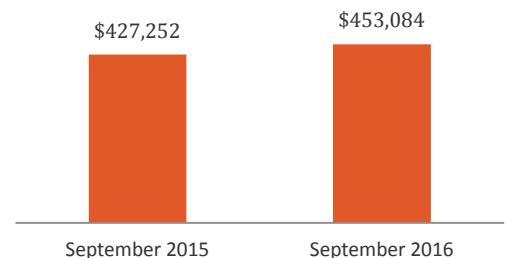
Real Estate

13 newly constructed single detached houses were sold in Prince George in September 2016 at an average price of \$453,084. This is in comparison to 9 newly constructed single detached houses sold in September 2015 at an average price of \$427,252.

Home sales in Northern BC totaled 380 units in September 2016, a decrease of 3.6% from September 2015. The average price of homes sold in Northern BC was \$262,952 in September 2016, an increase of 1.5% from September 2015. Dollar value of home sales totaled \$99.9 million down 2.1% from the same month last year.

(Source: BC Northern Real Estate Board; Canada Mortgage and Housing Corporation)

Average Price of New SFDs Sold



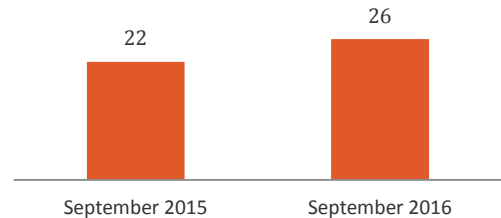
Housing Construction

There were 28 (26 SFDs, 2 multiples) total housing starts in Prince George during September 2016, an increase as compared to 24 (22 SFDs, 2 multiple) starts in September 2015. The number of completions also increased from 11 (9 SFDs, 2 multiples) in September 2015 to 18 (15 SFDs, 3 multiples) in September 2016.

Across BC, housing starts increased by 66% from 2,397 (791 SFDs) in September 2015, to 3,982 (1003 SFDs) in September 2016. The total number of completions increased as well by 45% from 1,534 (674 SFDs) in September 2015 to 2,221 (742 SFDs) in September 2016.

(Source: Canada Mortgage and Housing Corporation)

New SFD Construction Starts



Building Permits

The City of Prince George issued 46 building permits valued at \$18.7 million in September 2016 including \$11.5 million in commercial and industrial permits, \$5.9 million for new single-family detached units, and \$1.3 million in all other permits. This is a 200% increase over September of 2015 when 47 permits were issued valued at \$5.6 million.

(Source: City of Prince George)

Building Permits	Building Permits Value (millions)
46	\$18.7

Business Licenses

The City of Prince George received 41 new business license applications and 17 renewal applications in September 2016.

(Source: City of Prince George)

New Business Licenses	Business License Renewals	Total
41	17	58

Airport Passenger Volumes

37,862 passengers moved through the Prince George International Airport in September 2016, a decrease of 0.95% from September 2015.

(Source: Prince George Airport Authority)

Prince George Air Passenger Volume

