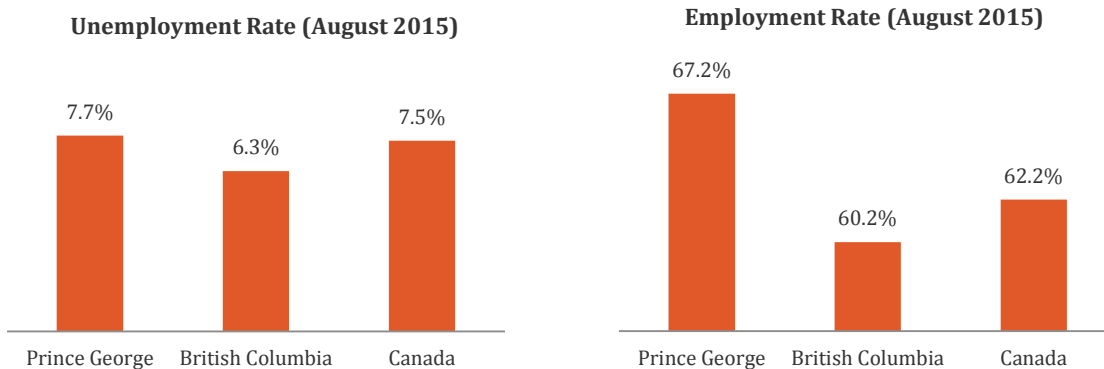


September 2015

Employment



Prince George's unemployment rate decreased marginally to 7.7% in August 2015 from the previous month's 7.8%. The unemployment rate was significantly higher than August of last year which was 4.7%. The rate was also higher than both the Provincial and National rates which stood at 6.3% and 7.5% respectively.

Prince George's Employment rate in August 2015 increased to 67.2% from the previous month's 65.9%. The City's employment rate was higher than the national rate of 62.2% and BC's 60.2%. However, the employment rate was lower than August 2014 which was 73.7%.

In August 2015, total employment in BC was up slightly by 0.1% with a net increase of 3,100 jobs including an addition of 16,900 full time jobs and a loss of 13,900 part time positions. The sectors that saw an increase in jobs include professional, scientific, and technical services (6,100 jobs), finance, insurance, and real estate (6,000 jobs), and construction (3,800 jobs). The accommodation and food services had the highest loss of 5,100 jobs.

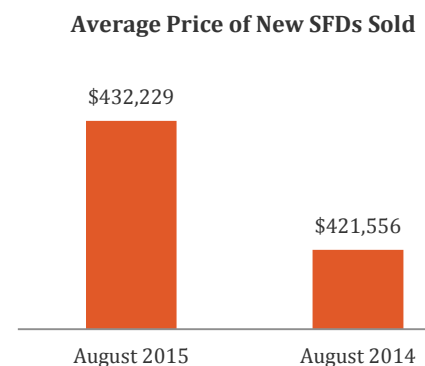
(Sources: Statistics Canada Labour Force Survey; BC Stats Labour Force Statistics Data; Work BC Labour Market Snapshots)

Real Estate

7 newly constructed single detached houses were sold in Prince George in August 2015 at an average price of \$432,229. In comparison, in August 2014, 16 new houses were sold at an average price of \$421,556.

Home sales in Northern BC totaled 405 units in August 2015, down marginally by 0.7% from August 2014. The Average home price in Northern BC was \$277,374 in August 2015 which represented a 3% increase from August 2014. Dollar value of home sales totaled \$112.3 million which represented a 2.3% increase from last year.

(Source: BC Northern Real Estate Board; Canada Mortgage and Housing Corporation)

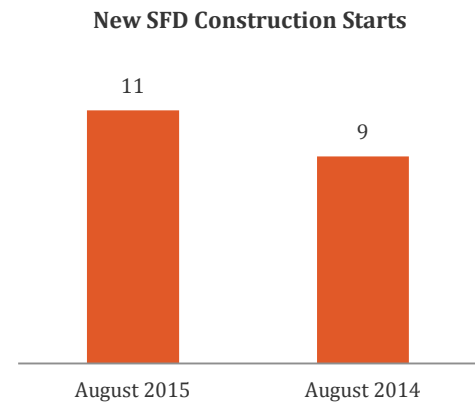


Housing Construction

There were 12 total housing starts in Prince George during August 2015 (11 SFDs and 1 multiple); this represents an increase when compared to 9 starts in August 2014 (all single-detached). However there was a significant decrease in the number of housing construction completions in Prince George from 33 (22 SFDs) in August 2014 to 6 SFDs in August 2015.

Province wide, in BC, there was a decrease in housing starts but an increase in completions in August 2015 when compared to last year. The Housing starts decreased from 2,938 (777 SFDs) in August 2014 to 2,251 (853 SFDs) in August 2015. Conversely, the number of completions of single family dwellings fell slightly from 716 in August 2014 to 702 in August 2015.

(Source: Canada Mortgage and Housing Corporation)



Building Permits

The City of Prince George issued 45 building permits valued at \$5 million in August 2015 including \$606 thousand in commercial and industrial permits, \$3.9 million for new single family detached units, and \$490 thousand in all other permits. This is a decrease from August 2014 when 59 permits were issued valued at \$14.6 million.

Building Permits	Building Permits Value (millions)
45	\$5

(Source: City of Prince George)

Business Licenses

The City of Prince George received 38 new business license applications and 35 renewal applications in August 2015.

New Business Licenses	Business License Renewals	Total
38	35	73

(Source: City of Prince George)

Airport Passenger Volumes

36,651 passengers moved through the Prince George International Airport in August 2015, which is 1.7% higher than in August 2014. Traffic through the Vancouver International Airport was up 1.9% for the month of August 2015 in comparison to August 2014.

(Source: Prince George Airport Authority; Vancouver Airport Authority)

