



## CERTIFICATE OF ANALYSIS

<b>REPORTED TO</b>	Prince George, City of - Pump Station 1100 Patricia Boulevard Prince George, BC V2L 3v9	<b>WORK ORDER</b>	22J2662
<b>ATTENTION</b>	Dave Bobbie	<b>RECEIVED / TEMP REPORTED</b>	2022-10-20 09:15 / 10.4°C
<b>PO NUMBER</b>		<b>REPORTED</b>	2022-11-01 17:33
<b>PROJECT</b>	Raw Water - PW 660	<b>COC NUMBER</b>	No Number
<b>PROJECT INFO</b>	[info]		

**Introduction:**

CARO Analytical Services is a testing laboratory full of smart, engaged scientists driven to make the world a safer and healthier place. Through our clients' projects we become an essential element for a better world. We employ methods conducted in accordance with recognized professional standards using accepted testing methodologies and quality control efforts. CARO is accredited by the Canadian Association for Laboratories Accreditation (CALA) to ISO/IEC 17025:2017 for specific tests listed in the scope of accreditation approved by CALA.

*Big Picture Sidekicks*



You know that the sample you collected after snowshoeing to site, digging 5 meters, and racing to get it on a plane so you can submit it to the lab for time sensitive results needed to make important and expensive decisions (whew) is VERY important. We know that too.

*We've Got Chemistry*



It's simple. We figure the more you enjoy working with our fun and engaged team members; the more likely you are to give us continued opportunities to support you.

*Ahead of the Curve*



Through research, regulation knowledge, and instrumentation, we are your analytical centre for the technical knowledge you need, BEFORE you need it, so you can stay up to date and in the know.

By engaging our services, you are agreeing to CARO Analytical Service's Standard Terms and Conditions outlined here: <https://www.caro.ca/terms-conditions>

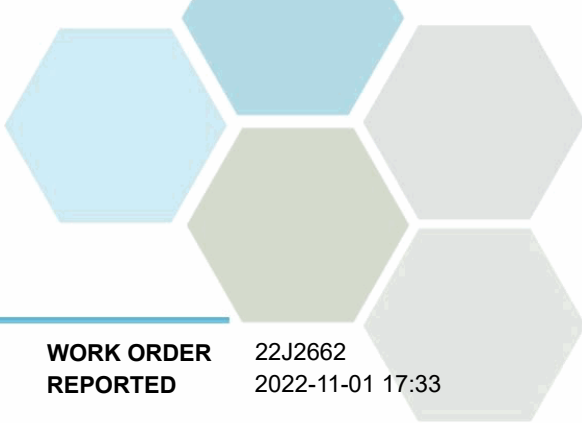
If you have any questions or concerns, please contact me at [pmand@caro.ca](mailto:pmand@caro.ca)

**Authorized By:**

Preena Mand  
Client Service Team Lead

1-888-311-8846 | [www.caro.ca](http://www.caro.ca)

#110 4011 Viking Way Richmond, BC V6V 2K9 | #102 3677 Highway 97N Kelowna, BC V1X 5C3 | 17225 109 Avenue Edmonton, AB T5S 1H7 | #108 4475 Wayburne Drive Burnaby, BC V5G 4X4



# TEST RESULTS

**REPORTED TO PROJECT** Prince George, City of - Pump Station  
Raw Water - PW 660

**WORK ORDER REPORTED** 22J2662  
2022-11-01 17:33

Analyte	Result	RL	Units	Analyzed	Qualifier
---------	--------	----	-------	----------	-----------

**WT# 14C95 - PW660 (22J2662-01) | Matrix: Water | Sampled: 2022-10-19 13:00**

**Anions**

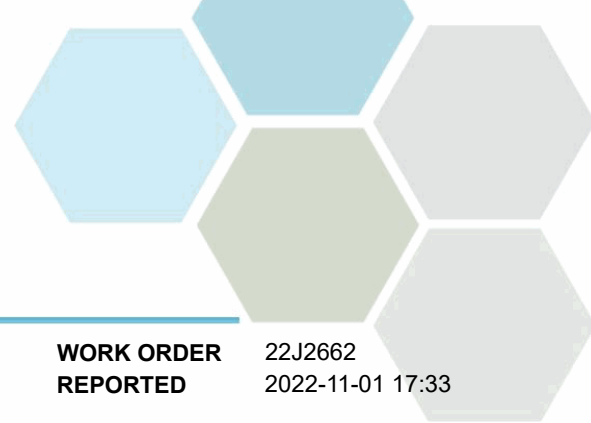
Bromide	< 0.10	0.10	mg/L	2022-10-22	
Chloride	<b>7.16</b>	0.10	mg/L	2022-10-22	
Fluoride	< 0.10	0.10	mg/L	2022-10-22	
Nitrate (as N)	<b>0.050</b>	0.010	mg/L	2022-10-22	
Nitrite (as N)	< 0.010	0.010	mg/L	2022-10-22	
Phosphate (as P)	< 0.0050	0.0050	mg/L	2022-10-22	
Sulfate	<b>8.9</b>	1.0	mg/L	2022-10-22	

**Calculated Parameters**

Total Trihalomethanes	< 0.00400	0.00400	mg/L	N/A	
Hardness, Total (as CaCO3)	<b>103</b>	0.500	mg/L	N/A	
Nitrate+Nitrite (as N)	<b>0.0502</b>	0.0100	mg/L	N/A	
Nitrogen, Total	<b>0.107</b>	0.0500	mg/L	N/A	

**Dissolved Metals**

Aluminum, dissolved	< 0.0050	0.0050	mg/L	2022-10-31	
Antimony, dissolved	< 0.00020	0.00020	mg/L	2022-10-31	
Arsenic, dissolved	< 0.00050	0.00050	mg/L	2022-10-31	
Barium, dissolved	<b>0.0355</b>	0.0050	mg/L	2022-10-31	
Beryllium, dissolved	< 0.00010	0.00010	mg/L	2022-10-31	
Bismuth, dissolved	< 0.00010	0.00010	mg/L	2022-10-31	
Boron, dissolved	< 0.0500	0.0500	mg/L	2022-10-31	
Cadmium, dissolved	<b>0.000025</b>	0.000010	mg/L	2022-10-31	
Calcium, dissolved	<b>26.9</b>	0.20	mg/L	2022-10-31	
Chromium, dissolved	<b>0.00062</b>	0.00050	mg/L	2022-11-01	RE2
Cobalt, dissolved	< 0.00010	0.00010	mg/L	2022-10-31	
Copper, dissolved	<b>0.00689</b>	0.00040	mg/L	2022-10-31	
Iron, dissolved	< 0.010	0.010	mg/L	2022-10-31	
Lead, dissolved	<b>0.00195</b>	0.00020	mg/L	2022-10-31	
Lithium, dissolved	<b>0.00011</b>	0.00010	mg/L	2022-10-31	
Magnesium, dissolved	<b>8.70</b>	0.010	mg/L	2022-10-31	
Manganese, dissolved	<b>0.00831</b>	0.00020	mg/L	2022-10-31	
Mercury, dissolved	< 0.000010	0.000010	mg/L	2022-10-24	
Molybdenum, dissolved	<b>0.00147</b>	0.00010	mg/L	2022-10-31	
Nickel, dissolved	<b>0.00102</b>	0.00040	mg/L	2022-10-31	
Phosphorus, dissolved	< 0.050	0.050	mg/L	2022-10-31	
Potassium, dissolved	<b>1.04</b>	0.10	mg/L	2022-10-31	
Selenium, dissolved	<b>0.00054</b>	0.00050	mg/L	2022-10-31	
Silicon, dissolved	<b>4.5</b>	1.0	mg/L	2022-10-31	
Silver, dissolved	< 0.000050	0.000050	mg/L	2022-10-31	
Sodium, dissolved	<b>5.11</b>	0.10	mg/L	2022-10-31	
Strontium, dissolved	<b>0.127</b>	0.0010	mg/L	2022-10-31	
Sulfur, dissolved	< 3.0	3.0	mg/L	2022-10-31	
Tellurium, dissolved	< 0.00050	0.00050	mg/L	2022-10-31	



# TEST RESULTS

**REPORTED TO PROJECT** Prince George, City of - Pump Station  
Raw Water - PW 660

**WORK ORDER REPORTED** 22J2662  
2022-11-01 17:33

Analyte	Result	RL	Units	Analyzed	Qualifier
---------	--------	----	-------	----------	-----------

**WT# 14C95 - PW660 (22J2662-01) | Matrix: Water | Sampled: 2022-10-19 13:00, Continued**

**Dissolved Metals, Continued**

Thallium, dissolved	< 0.000020	0.000020	mg/L	2022-10-31	
Thorium, dissolved	< 0.00010	0.00010	mg/L	2022-10-31	
Tin, dissolved	< 0.00020	0.00020	mg/L	2022-10-31	
Titanium, dissolved	< 0.0050	0.0050	mg/L	2022-10-31	
Tungsten, dissolved	< 0.0010	0.0010	mg/L	2022-10-31	
Uranium, dissolved	<b>0.000217</b>	0.000020	mg/L	2022-10-31	
Vanadium, dissolved	< 0.0050	0.0050	mg/L	2022-10-31	
Zinc, dissolved	< 0.0040	0.0040	mg/L	2022-10-31	
Zirconium, dissolved	< 0.00010	0.00010	mg/L	2022-10-31	

**General Parameters**

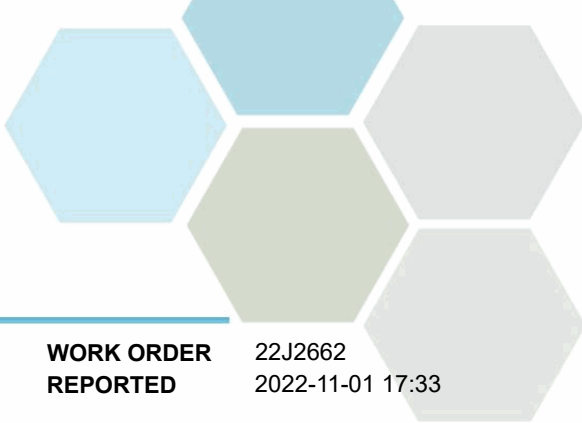
Alkalinity, Total (as CaCO3)	<b>109</b>	1.0	mg/L	2022-10-26	
Alkalinity, Phenolphthalein (as CaCO3)	< 1.0	1.0	mg/L	2022-10-26	
Alkalinity, Bicarbonate (as CaCO3)	<b>109</b>	1.0	mg/L	2022-10-26	
Alkalinity, Carbonate (as CaCO3)	< 1.0	1.0	mg/L	2022-10-26	
Alkalinity, Hydroxide (as CaCO3)	< 1.0	1.0	mg/L	2022-10-26	
Ammonia, Total (as N)	< 0.050	0.050	mg/L	2022-10-21	
Carbon, Total Organic	<b>2.15</b>	0.50	mg/L	2022-10-24	
Nitrogen, Total Kjeldahl	<b>0.057</b>	0.050	mg/L	2022-10-26	
Solids, Total Suspended	< 2.0	2.0	mg/L	2022-10-26	

**Microbiological Parameters**

Coliforms, Total	< 1	1	CFU/100 mL	2022-10-20	
Coliforms, Fecal	< 1	1	CFU/100 mL	2022-10-20	
E. coli	< 1	1	CFU/100 mL	2022-10-20	

**Total Metals**

Aluminum, total	<b>0.0052</b>	0.0050	mg/L	2022-10-31	
Antimony, total	< 0.00020	0.00020	mg/L	2022-10-31	
Arsenic, total	< 0.00050	0.00050	mg/L	2022-10-31	
Barium, total	<b>0.0320</b>	0.0050	mg/L	2022-10-31	
Beryllium, total	< 0.00010	0.00010	mg/L	2022-10-31	
Bismuth, total	< 0.00010	0.00010	mg/L	2022-10-31	
Boron, total	< 0.0500	0.0500	mg/L	2022-10-31	
Cadmium, total	<b>0.000026</b>	0.000010	mg/L	2022-10-31	
Calcium, total	<b>29.9</b>	0.20	mg/L	2022-10-31	
Chromium, total	< 0.00050	0.00050	mg/L	2022-10-31	
Cobalt, total	< 0.00010	0.00010	mg/L	2022-10-31	
Copper, total	<b>0.00755</b>	0.00040	mg/L	2022-10-31	
Iron, total	< 0.010	0.010	mg/L	2022-10-31	
Lead, total	<b>0.00207</b>	0.00020	mg/L	2022-10-31	
Lithium, total	<b>0.00011</b>	0.00010	mg/L	2022-10-31	
Magnesium, total	<b>8.48</b>	0.010	mg/L	2022-10-31	
Manganese, total	<b>0.00864</b>	0.00020	mg/L	2022-10-31	



# TEST RESULTS

**REPORTED TO PROJECT** Prince George, City of - Pump Station  
Raw Water - PW 660

**WORK ORDER REPORTED** 22J2662  
2022-11-01 17:33

Analyte	Result	RL	Units	Analyzed	Qualifier
---------	--------	----	-------	----------	-----------

**WT# 14C95 - PW660 (22J2662-01) | Matrix: Water | Sampled: 2022-10-19 13:00, Continued**

**Total Metals, Continued**

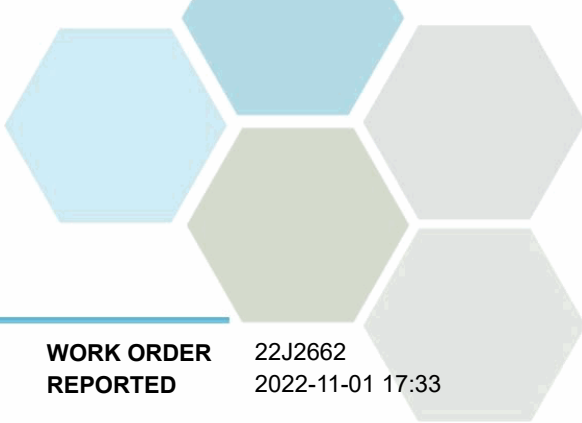
Mercury, total	< 0.000010	0.000010	mg/L	2022-10-24	
Molybdenum, total	<b>0.00152</b>	0.00010	mg/L	2022-10-31	
Nickel, total	<b>0.00089</b>	0.00040	mg/L	2022-10-31	
Phosphorus, total	< 0.050	0.050	mg/L	2022-10-31	
Potassium, total	<b>1.12</b>	0.10	mg/L	2022-10-31	
Selenium, total	<b>0.00052</b>	0.00050	mg/L	2022-10-31	
Silicon, total	<b>4.6</b>	1.0	mg/L	2022-10-31	
Silver, total	< 0.000050	0.000050	mg/L	2022-10-31	
Sodium, total	<b>4.93</b>	0.10	mg/L	2022-10-31	
Strontium, total	<b>0.128</b>	0.0010	mg/L	2022-10-31	
Sulfur, total	< 3.0	3.0	mg/L	2022-10-31	
Tellurium, total	< 0.00050	0.00050	mg/L	2022-10-31	
Thallium, total	< 0.000020	0.000020	mg/L	2022-10-31	
Thorium, total	< 0.00010	0.00010	mg/L	2022-10-31	
Tin, total	< 0.00020	0.00020	mg/L	2022-10-31	
Titanium, total	< 0.0050	0.0050	mg/L	2022-10-31	
Tungsten, total	< 0.0002	0.0002	mg/L	2022-10-31	
Uranium, total	<b>0.000234</b>	0.000020	mg/L	2022-10-31	
Vanadium, total	< 0.0050	0.0050	mg/L	2022-10-31	
Zinc, total	< 0.0040	0.0040	mg/L	2022-10-31	
Zirconium, total	< 0.00010	0.00010	mg/L	2022-10-31	

**Volatile Organic Compounds (VOC)**

Bromodichloromethane	< 0.0010	0.0010	mg/L	2022-10-26	
Bromoform	< 0.0010	0.0010	mg/L	2022-10-26	
Chloroform	< 0.0010	0.0010	mg/L	2022-10-26	
Dibromochloromethane	< 0.0010	0.0010	mg/L	2022-10-26	
Surrogate: Toluene-d8	95	70-130	%	2022-10-26	
Surrogate: 4-Bromofluorobenzene	96	70-130	%	2022-10-26	

**Sample Qualifiers:**

RE2 Result was confirmed by re-analysis prior to reporting.



## APPENDIX 1: SUPPORTING INFORMATION

**REPORTED TO PROJECT** Prince George, City of - Pump Station  
Raw Water - PW 660

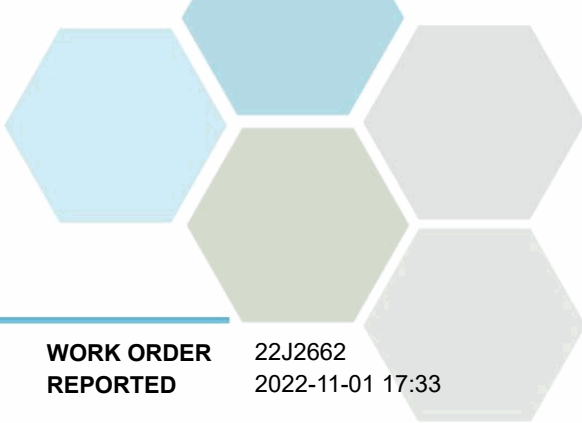
**WORK ORDER REPORTED** 22J2662  
2022-11-01 17:33

Analysis Description	Method Ref.	Technique	Accredited	Location
Alkalinity in Water	SM 2320 B* (2017)	Titration with H2SO4	✓	Kelowna
Ammonia, Total in Water	SM 4500-NH3 G* (2017)	Automated Colorimetry (Phenate)	✓	Kelowna
Anions in Water	SM 4110 B (2017)	Ion Chromatography	✓	Kelowna
Carbon, Total Organic in Water	SM 5310 B (2017)	Combustion, Infrared CO2 Detection	✓	Kelowna
Coliforms, Fecal in Water	SM 9222 D (2017)	Membrane Filtration / m-FC Agar	✓	Kelowna
Coliforms, Total in Water	SM 9222* (2017)	Membrane Filtration / Chromocult Agar	✓	Kelowna
Dissolved Metals in Water	EPA 200.8 / EPA 6020B	0.45 µm Filtration / Inductively Coupled Plasma-Mass Spectroscopy (ICP-MS)	✓	Richmond
E. coli in Water	SM 9222* (2017)	Membrane Filtration / Chromocult Agar	✓	Kelowna
Hardness in Water	SM 2340 B (2017)	Calculation: 2.497 [diss Ca] + 4.118 [diss Mg]	✓	N/A
Mercury, dissolved in Water	EPA 245.7*	BrCl2 Oxidation / Cold Vapor Atomic Fluorescence Spectrometry (CVAFS)	✓	Richmond
Mercury, total in Water	EPA 245.7*	BrCl2 Oxidation / Cold Vapor Atomic Fluorescence Spectrometry (CVAFS)	✓	Richmond
Nitrogen, Total Kjeldahl in Water	SM 4500-Norg D* (2017)	Block Digestion and Flow Injection Analysis	✓	Kelowna
Solids, Total Suspended in Water	Solids in Water, Filtered / SM 2540 D* (2017)	Solids in Water, Filtered / Gravimetry (Dried at 103-105C)	✓	Kelowna
Total Metals in Water	EPA 200.2 / EPA 6020B	HNO3+HCl Hot Block Digestion / Inductively Coupled Plasma-Mass Spectroscopy (ICP-MS)	✓	Richmond
Trihalomethanes in Water	EPA 5030B / EPA 8260D	Purge&Trap / GC-MSD (SIM)	✓	Richmond

*Note: An asterisk in the Method Reference indicates that the CARO method has been modified from the reference method*

### Glossary of Terms:

RL	Reporting Limit (default)
<	Less than the specified Reporting Limit (RL) - the actual RL may be higher than the default RL due to various factors
CFU/100 mL	Colony Forming Units per 100 millilitres
mg/L	Milligrams per litre
EPA	United States Environmental Protection Agency Test Methods
SM	Standard Methods for the Examination of Water and Wastewater, American Public Health Association



## APPENDIX 1: SUPPORTING INFORMATION

**REPORTED TO** Prince George, City of - Pump Station  
**PROJECT** Raw Water - PW 660

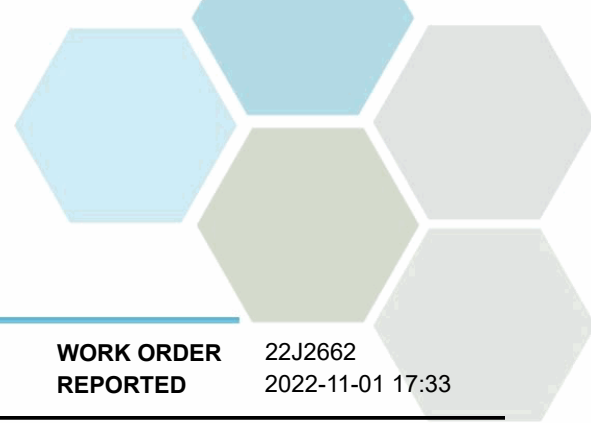
**WORK ORDER** 22J2662  
**REPORTED** 2022-11-01 17:33

**General Comments:**

The results in this report apply to the samples analyzed in accordance with the Chain of Custody document. This analytical report must be reproduced in its entirety. CARO is not responsible for any loss or damage resulting directly or indirectly from error or omission in the conduct of testing. Liability is limited to the cost of analysis. Samples will be disposed of 30 days after the test report has been issued or once samples expire, whichever comes first. Longer hold is possible if agreed to in writing.

Results in **Bold** indicate values that are above CARO's method reporting limits. Any results that are above regulatory limits are highlighted **red**. Please note that results will only be highlighted red if the regulatory limits are included on the CARO report. Any Bold and/or highlighted results do not take into account method uncertainty. If you would like method uncertainty or regulatory limits to be included on your report, please contact your Account Manager: [pmand@caro.ca](mailto:pmand@caro.ca)

*Please note any regulatory guidelines applied to this report are added as a convenience to the client, at their request, to help provide some initial context to analytical results obtained. Although CARO makes every effort to ensure accuracy of the associated regulatory guideline(s) applied, the guidelines applied cannot be assumed to be correct due to a variety of factors and as such CARO Analytical Services assumes no liability or responsibility for the use of those guidelines to make any decisions. The original source of the regulation should be verified and a review of the guideline(s) should be validated as correct in order to make any decisions arising from the comparison of the analytical data obtained to the relevant regulatory guideline for one's particular circumstances. Further, CARO Analytical Services assumes no liability or responsibility for any loss attributed from the use of these guidelines in any way.*



## APPENDIX 2: QUALITY CONTROL RESULTS

**REPORTED TO PROJECT** Prince George, City of - Pump Station  
Raw Water - PW 660

**WORK ORDER REPORTED** 22J2662  
2022-11-01 17:33


The following section displays the quality control (QC) data that is associated with your sample data. Groups of samples are prepared in "batches" and analyzed in conjunction with QC samples that ensure your data is of the highest quality. Common QC types include:

- **Method Blank (Blk):** A blank sample that undergoes sample processing identical to that carried out for the test samples. Method blank results are used to assess contamination from the laboratory environment and reagents.
- **Duplicate (Dup):** An additional or second portion of a randomly selected sample in the analytical run carried through the entire analytical process. Duplicates provide a measure of the analytical method's precision (reproducibility).
- **Blank Spike (BS):** A sample of known concentration which undergoes processing identical to that carried out for test samples, also referred to as a laboratory control sample (LCS). Blank spikes provide a measure of the analytical method's accuracy.
- **Matrix Spike (MS):** A second aliquot of sample is fortified with a known concentration of target analytes and carried through the entire analytical process. Matrix spikes evaluate potential matrix effects that may affect the analyte recovery.
- **Reference Material (SRM):** A homogenous material of similar matrix to the samples, certified for the parameter(s) listed. Reference Materials ensure that the analytical process is adequate to achieve acceptable recoveries of the parameter(s) tested.

Each QC type is analyzed at a 5-10% frequency, i.e. one blank/duplicate/spike for every 10-20 samples. For all types of QC, the specified recovery (% Rec) and relative percent difference (RPD) limits are derived from long-term method performance averages and/or prescribed by the reference method.

Analyte	Result	RL Units	Spike Level	Source Result	% REC	REC Limit	% RPD	RPD Limit	Qualifier
<b>Anions, Batch B2J2409</b>									
<b>Blank (B2J2409-BLK1)</b>			Prepared: 2022-10-22, Analyzed: 2022-10-22						
Bromide	< 0.10	0.10 mg/L							
Chloride	< 0.10	0.10 mg/L							
Fluoride	< 0.10	0.10 mg/L							
Nitrate (as N)	< 0.010	0.010 mg/L							
Nitrite (as N)	< 0.010	0.010 mg/L							
Phosphate (as P)	< 0.0050	0.0050 mg/L							
Sulfate	< 1.0	1.0 mg/L							
<b>Blank (B2J2409-BLK2)</b>			Prepared: 2022-10-23, Analyzed: 2022-10-23						
Bromide	< 0.10	0.10 mg/L							
Chloride	< 0.10	0.10 mg/L							
Fluoride	< 0.10	0.10 mg/L							
Nitrate (as N)	< 0.010	0.010 mg/L							
Nitrite (as N)	< 0.010	0.010 mg/L							
Phosphate (as P)	< 0.0050	0.0050 mg/L							
Sulfate	< 1.0	1.0 mg/L							
<b>LCS (B2J2409-BS1)</b>			Prepared: 2022-10-22, Analyzed: 2022-10-22						
Bromide	4.04	0.10 mg/L	4.00		101	85-115			
Chloride	16.2	0.10 mg/L	16.0		101	90-110			
Fluoride	4.09	0.10 mg/L	4.00		102	88-108			
Nitrate (as N)	4.02	0.010 mg/L	4.00		100	90-110			
Nitrite (as N)	1.84	0.010 mg/L	2.00		92	85-115			
Phosphate (as P)	1.06	0.0050 mg/L	1.00		106	80-120			
Sulfate	15.9	1.0 mg/L	16.0		100	90-110			
<b>LCS (B2J2409-BS2)</b>			Prepared: 2022-10-23, Analyzed: 2022-10-23						
Bromide	3.84	0.10 mg/L	4.00		96	85-115			
Chloride	15.8	0.10 mg/L	16.0		99	90-110			
Fluoride	4.29	0.10 mg/L	4.00		107	88-108			
Nitrate (as N)	4.13	0.010 mg/L	4.00		103	90-110			
Nitrite (as N)	1.96	0.010 mg/L	2.00		98	85-115			
Phosphate (as P)	1.07	0.0050 mg/L	1.00		107	80-120			
Sulfate	15.7	1.0 mg/L	16.0		98	90-110			

**Dissolved Metals, Batch B2J2703**



## APPENDIX 2: QUALITY CONTROL RESULTS

**REPORTED TO PROJECT** Prince George, City of - Pump Station  
Raw Water - PW 660


**WORK ORDER REPORTED** 22J2662  
2022-11-01 17:33

Analyte	Result	RL Units	Spike Level	Source Result	% REC	REC Limit	% RPD	RPD Limit	Qualifier
<b>Dissolved Metals, Batch B2J2703, Continued</b>									
<b>Blank (B2J2703-BLK1)</b>			Prepared: 2022-10-24, Analyzed: 2022-10-24						
Mercury, dissolved	< 0.000010	0.000010 mg/L							
<b>Blank (B2J2703-BLK2)</b>			Prepared: 2022-10-24, Analyzed: 2022-10-24						
Mercury, dissolved	< 0.000010	0.000010 mg/L							
<b>Blank (B2J2703-BLK3)</b>			Prepared: 2022-10-24, Analyzed: 2022-10-24						
Mercury, dissolved	< 0.000010	0.000010 mg/L							
<b>LCS (B2J2703-BS1)</b>			Prepared: 2022-10-24, Analyzed: 2022-10-24						
Mercury, dissolved	0.000492	0.000010 mg/L	0.000500		98	80-120			
<b>LCS (B2J2703-BS2)</b>			Prepared: 2022-10-24, Analyzed: 2022-10-24						
Mercury, dissolved	0.000511	0.000010 mg/L	0.000500		102	80-120			
<b>LCS (B2J2703-BS3)</b>			Prepared: 2022-10-24, Analyzed: 2022-10-24						
Mercury, dissolved	0.000539	0.000010 mg/L	0.000500		108	80-120			

### Dissolved Metals, Batch B2J3633

<b>Blank (B2J3633-BLK1)</b>			Prepared: 2022-10-31, Analyzed: 2022-10-31						
Aluminum, dissolved	< 0.0050	0.0050 mg/L							
Antimony, dissolved	< 0.00020	0.00020 mg/L							
Arsenic, dissolved	< 0.00050	0.00050 mg/L							
Barium, dissolved	< 0.0050	0.0050 mg/L							
Beryllium, dissolved	< 0.00010	0.00010 mg/L							
Bismuth, dissolved	< 0.00010	0.00010 mg/L							
Boron, dissolved	< 0.0500	0.0500 mg/L							
Cadmium, dissolved	< 0.000010	0.000010 mg/L							
Calcium, dissolved, dissolved	< 0.20	0.20 mg/L							
Chromium, dissolved	< 0.00050	0.00050 mg/L							
Cobalt, dissolved	< 0.00010	0.00010 mg/L							
Copper, dissolved	< 0.00040	0.00040 mg/L							
Iron, dissolved	< 0.010	0.010 mg/L							
Lead, dissolved	< 0.00020	0.00020 mg/L							
Lithium, dissolved	< 0.00010	0.00010 mg/L							
Magnesium, dissolved, dissolved	< 0.010	0.010 mg/L							
Manganese, dissolved	< 0.00020	0.00020 mg/L							
Molybdenum, dissolved	< 0.00010	0.00010 mg/L							
Nickel, dissolved	< 0.00040	0.00040 mg/L							
Phosphorus, dissolved	< 0.050	0.050 mg/L							
Potassium, dissolved	< 0.10	0.10 mg/L							
Selenium, dissolved	< 0.00050	0.00050 mg/L							
Silicon, dissolved	< 1.0	1.0 mg/L							
Silver, dissolved	< 0.000050	0.000050 mg/L							
Sodium, dissolved	< 0.10	0.10 mg/L							
Strontium, dissolved	< 0.0010	0.0010 mg/L							
Sulfur, dissolved	< 3.0	3.0 mg/L							
Tellurium, dissolved	< 0.00050	0.00050 mg/L							
Thallium, dissolved	< 0.000020	0.000020 mg/L							
Thorium, dissolved	< 0.00010	0.00010 mg/L							
Tin, dissolved	< 0.00020	0.00020 mg/L							
Titanium, dissolved	< 0.0050	0.0050 mg/L							
Tungsten, dissolved	< 0.0010	0.0010 mg/L							
Uranium, dissolved	< 0.000020	0.000020 mg/L							
Vanadium, dissolved	< 0.0050	0.0050 mg/L							
Zinc, dissolved	< 0.0040	0.0040 mg/L							





## APPENDIX 2: QUALITY CONTROL RESULTS

**REPORTED TO PROJECT** Prince George, City of - Pump Station  
Raw Water - PW 660

**WORK ORDER REPORTED** 22J2662  
2022-11-01 17:33

Analyte	Result	RL Units	Spike Level	Source Result	% REC	REC Limit	% RPD	RPD Limit	Qualifier
---------	--------	----------	-------------	---------------	-------	-----------	-------	-----------	-----------

**Dissolved Metals, Batch B2J3633, Continued**

**Blank (B2J3633-BLK1), Continued**

Prepared: 2022-10-31, Analyzed: 2022-10-31

Zirconium, dissolved	< 0.00010	0.00010 mg/L							
----------------------	-----------	--------------	--	--	--	--	--	--	--

**LCS (B2J3633-BS1)**

Prepared: 2022-10-31, Analyzed: 2022-10-31


Aluminum, dissolved	4.17	0.0050 mg/L	4.00		104	80-120			
Antimony, dissolved	0.0410	0.00020 mg/L	0.0400		102	80-120			
Arsenic, dissolved	0.0421	0.00050 mg/L	0.0400		105	80-120			
Barium, dissolved	0.0418	0.0050 mg/L	0.0400		104	80-120			
Beryllium, dissolved	0.0405	0.00010 mg/L	0.0400		101	80-120			
Bismuth, dissolved	0.0409	0.00010 mg/L	0.0400		102	80-120			
Boron, dissolved	< 0.0500	0.0500 mg/L	0.0400		98	80-120			
Cadmium, dissolved	0.0410	0.000010 mg/L	0.0400		102	80-120			
Calcium, dissolved, dissolved	4.17	0.20 mg/L	4.00		104	80-120			
Chromium, dissolved	0.0412	0.00050 mg/L	0.0400		103	80-120			
Cobalt, dissolved	0.0402	0.00010 mg/L	0.0400		100	80-120			
Copper, dissolved	0.0411	0.00040 mg/L	0.0400		103	80-120			
Iron, dissolved	4.04	0.010 mg/L	4.00		101	80-120			
Lead, dissolved	0.0405	0.00020 mg/L	0.0400		101	80-120			
Lithium, dissolved	0.0408	0.00010 mg/L	0.0400		102	80-120			
Magnesium, dissolved, dissolved	4.16	0.010 mg/L	4.00		104	80-120			
Manganese, dissolved	0.0410	0.00020 mg/L	0.0400		103	80-120			
Molybdenum, dissolved	0.0401	0.00010 mg/L	0.0400		100	80-120			
Nickel, dissolved	0.0399	0.00040 mg/L	0.0400		100	80-120			
Phosphorus, dissolved	4.13	0.050 mg/L	4.00		103	80-120			
Potassium, dissolved	4.10	0.10 mg/L	4.00		102	80-120			
Selenium, dissolved	0.0404	0.00050 mg/L	0.0400		101	80-120			
Silicon, dissolved	4.2	1.0 mg/L	4.00		106	80-120			
Silver, dissolved	0.0414	0.000050 mg/L	0.0400		103	80-120			
Sodium, dissolved	4.15	0.10 mg/L	4.00		104	80-120			
Strontium, dissolved	0.0413	0.0010 mg/L	0.0400		103	80-120			
Sulfur, dissolved	40.9	3.0 mg/L	40.0		102	80-120			
Tellurium, dissolved	0.0409	0.00050 mg/L	0.0400		102	80-120			
Thallium, dissolved	0.0399	0.000020 mg/L	0.0400		100	80-120			
Thorium, dissolved	0.0403	0.00010 mg/L	0.0400		101	80-120			
Tin, dissolved	0.0419	0.00020 mg/L	0.0400		105	80-120			
Titanium, dissolved	0.0399	0.0050 mg/L	0.0400		100	80-120			
Tungsten, dissolved	0.0404	0.0010 mg/L	0.0400		101	80-120			
Uranium, dissolved	0.0398	0.000020 mg/L	0.0400		100	80-120			
Vanadium, dissolved	0.0411	0.0050 mg/L	0.0400		103	80-120			
Zinc, dissolved	0.0410	0.0040 mg/L	0.0400		102	80-120			
Zirconium, dissolved	0.0412	0.00010 mg/L	0.0400		103	80-120			

**Duplicate (B2J3633-DUP1)**

Source: 22J2662-01

Prepared: 2022-10-31, Analyzed: 2022-10-31

Aluminum, dissolved	< 0.0050	0.0050 mg/L	< 0.0050					20	
Antimony, dissolved	< 0.00020	0.00020 mg/L	< 0.00020					20	
Arsenic, dissolved	< 0.00050	0.00050 mg/L	< 0.00050					20	
Barium, dissolved	0.0355	0.0050 mg/L	0.0355				< 1	20	
Beryllium, dissolved	< 0.00010	0.00010 mg/L	< 0.00010					20	
Bismuth, dissolved	< 0.00010	0.00010 mg/L	< 0.00010					20	
Boron, dissolved	< 0.0500	0.0500 mg/L	< 0.0500					20	
Cadmium, dissolved	0.000028	0.000010 mg/L	0.000025					20	
Calcium, dissolved, dissolved	26.1	0.20 mg/L	26.9				3	20	
Chromium, dissolved	0.00070	0.00050 mg/L	0.00062					20	
Cobalt, dissolved	< 0.00010	0.00010 mg/L	< 0.00010					20	
Copper, dissolved	0.00714	0.00040 mg/L	0.00689				4	20	
Iron, dissolved	< 0.010	0.010 mg/L	< 0.010					20	
Lead, dissolved	0.00201	0.00020 mg/L	0.00195				3	20	
Lithium, dissolved	0.00011	0.00010 mg/L	0.00011					20	



## APPENDIX 2: QUALITY CONTROL RESULTS

**REPORTED TO PROJECT** Prince George, City of - Pump Station  
Raw Water - PW 660

**WORK ORDER REPORTED** 22J2662  
2022-11-01 17:33


Analyte	Result	RL Units	Spike Level	Source Result	% REC	REC Limit	% RPD	RPD Limit	Qualifier
<b>Dissolved Metals, Batch B2J3633, Continued</b>									
<b>Duplicate (B2J3633-DUP1), Continued</b>		<b>Source: 22J2662-01</b>		<b>Prepared: 2022-10-31, Analyzed: 2022-10-31</b>					
Magnesium, dissolved, dissolved	8.57	0.010 mg/L		8.70			2	20	
Manganese, dissolved	0.00844	0.00020 mg/L		0.00831			2	20	
Molybdenum, dissolved	0.00143	0.00010 mg/L		0.00147			3	20	
Nickel, dissolved	0.00113	0.00040 mg/L		0.00102				20	
Phosphorus, dissolved	< 0.050	0.050 mg/L		< 0.050				20	
Potassium, dissolved	1.04	0.10 mg/L		1.04			< 1	20	
Selenium, dissolved	0.00054	0.00050 mg/L		0.00054				20	
Silicon, dissolved	4.4	1.0 mg/L		4.5				20	
Silver, dissolved	< 0.000050	0.000050 mg/L		< 0.000050				20	
Sodium, dissolved	5.07	0.10 mg/L		5.11			< 1	20	
Strontium, dissolved	0.127	0.0010 mg/L		0.127			< 1	20	
Sulfur, dissolved	< 3.0	3.0 mg/L		< 3.0				20	
Tellurium, dissolved	< 0.00050	0.00050 mg/L		< 0.00050				20	
Thallium, dissolved	< 0.000020	0.000020 mg/L		< 0.000020				20	
Thorium, dissolved	< 0.00010	0.00010 mg/L		< 0.00010				20	
Tin, dissolved	< 0.00020	0.00020 mg/L		< 0.00020				20	
Titanium, dissolved	< 0.0050	0.0050 mg/L		< 0.0050				20	
Tungsten, dissolved	< 0.0010	0.0010 mg/L		< 0.0010				20	
Uranium, dissolved	0.000214	0.000020 mg/L		0.000217			1	20	
Vanadium, dissolved	< 0.0050	0.0050 mg/L		< 0.0050				20	
Zinc, dissolved	< 0.0040	0.0040 mg/L		< 0.0040				20	
Zirconium, dissolved	< 0.00010	0.00010 mg/L		< 0.00010				20	

### General Parameters, Batch B2J2399

<b>Blank (B2J2399-BLK1)</b>		<b>Prepared: 2022-10-24, Analyzed: 2022-10-24</b>							
Carbon, Total Organic	< 0.50	0.50 mg/L							
<b>Blank (B2J2399-BLK2)</b>		<b>Prepared: 2022-10-24, Analyzed: 2022-10-24</b>							
Carbon, Total Organic	< 0.50	0.50 mg/L							
<b>Blank (B2J2399-BLK3)</b>		<b>Prepared: 2022-10-24, Analyzed: 2022-10-24</b>							
Carbon, Total Organic	< 0.50	0.50 mg/L							
<b>Blank (B2J2399-BLK4)</b>		<b>Prepared: 2022-10-24, Analyzed: 2022-10-24</b>							
Carbon, Total Organic	< 0.50	0.50 mg/L							
<b>LCS (B2J2399-BS1)</b>		<b>Prepared: 2022-10-24, Analyzed: 2022-10-24</b>							
Carbon, Total Organic	9.01	0.50 mg/L	10.0	90	78-116				
<b>LCS (B2J2399-BS2)</b>		<b>Prepared: 2022-10-24, Analyzed: 2022-10-24</b>							
Carbon, Total Organic	9.12	0.50 mg/L	10.0	91	78-116				
<b>LCS (B2J2399-BS3)</b>		<b>Prepared: 2022-10-24, Analyzed: 2022-10-24</b>							
Carbon, Total Organic	9.34	0.50 mg/L	10.0	93	78-116				
<b>LCS (B2J2399-BS4)</b>		<b>Prepared: 2022-10-24, Analyzed: 2022-10-24</b>							
Carbon, Total Organic	9.27	0.50 mg/L	10.0	93	78-116				

### General Parameters, Batch B2J2525

<b>Blank (B2J2525-BLK1)</b>		<b>Prepared: 2022-10-21, Analyzed: 2022-10-21</b>							
Ammonia, Total (as N)	< 0.050	0.050 mg/L							
<b>Blank (B2J2525-BLK2)</b>		<b>Prepared: 2022-10-21, Analyzed: 2022-10-21</b>							
Ammonia, Total (as N)	< 0.050	0.050 mg/L							




## APPENDIX 2: QUALITY CONTROL RESULTS

**REPORTED TO PROJECT** Prince George, City of - Pump Station  
Raw Water - PW 660

**WORK ORDER REPORTED** 22J2662  
2022-11-01 17:33

Analyte	Result	RL Units	Spike Level	Source Result	% REC	REC Limit	% RPD	RPD Limit	Qualifier
<b>General Parameters, Batch B2J2525, Continued</b>									
<b>Blank (B2J2525-BLK3)</b>			Prepared: 2022-10-21, Analyzed: 2022-10-21						
Ammonia, Total (as N)	< 0.050	0.050 mg/L							
<b>LCS (B2J2525-BS1)</b>			Prepared: 2022-10-21, Analyzed: 2022-10-21						
Ammonia, Total (as N)	0.949	0.050 mg/L	1.00		95	90-115			
<b>LCS (B2J2525-BS2)</b>			Prepared: 2022-10-21, Analyzed: 2022-10-21						
Ammonia, Total (as N)	0.942	0.050 mg/L	1.00		94	90-115			
<b>LCS (B2J2525-BS3)</b>			Prepared: 2022-10-21, Analyzed: 2022-10-21						
Ammonia, Total (as N)	0.965	0.050 mg/L	1.00		96	90-115			
<b>General Parameters, Batch B2J2879</b>									
<b>Blank (B2J2879-BLK1)</b>			Prepared: 2022-10-25, Analyzed: 2022-10-26						
Nitrogen, Total Kjeldahl	< 0.050	0.050 mg/L							
<b>Blank (B2J2879-BLK2)</b>			Prepared: 2022-10-25, Analyzed: 2022-10-26						
Nitrogen, Total Kjeldahl	< 0.050	0.050 mg/L							
<b>LCS (B2J2879-BS1)</b>			Prepared: 2022-10-25, Analyzed: 2022-10-26						
Nitrogen, Total Kjeldahl	1.08	0.050 mg/L	1.00		108	85-115			
<b>LCS (B2J2879-BS2)</b>			Prepared: 2022-10-25, Analyzed: 2022-10-26						
Nitrogen, Total Kjeldahl	1.08	0.050 mg/L	1.00		108	85-115			
<b>General Parameters, Batch B2J2956</b>									
<b>Blank (B2J2956-BLK1)</b>			Prepared: 2022-10-26, Analyzed: 2022-10-26						
Solids, Total Suspended	< 2.0	2.0 mg/L							
<b>LCS (B2J2956-BS1)</b>			Prepared: 2022-10-26, Analyzed: 2022-10-26						
Solids, Total Suspended	90.0	10.0 mg/L	100		90	85-115			
<b>General Parameters, Batch B2J2999</b>									
<b>Blank (B2J2999-BLK1)</b>			Prepared: 2022-10-26, Analyzed: 2022-10-26						
Alkalinity, Total (as CaCO3)	< 1.0	1.0 mg/L							
Alkalinity, Phenolphthalein (as CaCO3)	< 1.0	1.0 mg/L							
Alkalinity, Bicarbonate (as CaCO3)	< 1.0	1.0 mg/L							
Alkalinity, Carbonate (as CaCO3)	< 1.0	1.0 mg/L							
Alkalinity, Hydroxide (as CaCO3)	< 1.0	1.0 mg/L							
<b>Blank (B2J2999-BLK2)</b>			Prepared: 2022-10-26, Analyzed: 2022-10-26						
Alkalinity, Total (as CaCO3)	< 1.0	1.0 mg/L							
Alkalinity, Phenolphthalein (as CaCO3)	< 1.0	1.0 mg/L							
Alkalinity, Bicarbonate (as CaCO3)	< 1.0	1.0 mg/L							
Alkalinity, Carbonate (as CaCO3)	< 1.0	1.0 mg/L							
Alkalinity, Hydroxide (as CaCO3)	< 1.0	1.0 mg/L							
<b>LCS (B2J2999-BS1)</b>			Prepared: 2022-10-26, Analyzed: 2022-10-26						
Alkalinity, Total (as CaCO3)	104	1.0 mg/L	100		104	80-120			
<b>LCS (B2J2999-BS2)</b>			Prepared: 2022-10-26, Analyzed: 2022-10-26						
Alkalinity, Total (as CaCO3)	104	1.0 mg/L	100		104	80-120			




## APPENDIX 2: QUALITY CONTROL RESULTS

**REPORTED TO PROJECT** Prince George, City of - Pump Station  
Raw Water - PW 660

**WORK ORDER REPORTED** 22J2662  
2022-11-01 17:33

Analyte	Result	RL Units	Spike Level	Source Result	% REC	REC Limit	% RPD	RPD Limit	Qualifier
<b>Microbiological Parameters, Batch B2J2336</b>									
<b>Blank (B2J2336-BLK1)</b>					Prepared: 2022-10-20, Analyzed: 2022-10-20				
Coliforms, Total	< 1	1 CFU/100 mL							
E. coli	< 1	1 CFU/100 mL							
<b>Blank (B2J2336-BLK2)</b>					Prepared: 2022-10-20, Analyzed: 2022-10-20				
Coliforms, Total	< 1	1 CFU/100 mL							
E. coli	< 1	1 CFU/100 mL							
<b>Blank (B2J2336-BLK3)</b>					Prepared: 2022-10-20, Analyzed: 2022-10-20				
Coliforms, Total	< 1	1 CFU/100 mL							
E. coli	< 1	1 CFU/100 mL							
<b>Blank (B2J2336-BLK4)</b>					Prepared: 2022-10-20, Analyzed: 2022-10-20				
Coliforms, Total	< 1	1 CFU/100 mL							
E. coli	< 1	1 CFU/100 mL							
<b>Blank (B2J2336-BLK5)</b>					Prepared: 2022-10-20, Analyzed: 2022-10-20				
Coliforms, Total	< 1	1 CFU/100 mL							
E. coli	< 1	1 CFU/100 mL							
<b>Blank (B2J2336-BLK6)</b>					Prepared: 2022-10-20, Analyzed: 2022-10-20				
Coliforms, Total	< 1	1 CFU/100 mL							
E. coli	< 1	1 CFU/100 mL							
<b>Microbiological Parameters, Batch B2J2417</b>									
<b>Blank (B2J2417-BLK1)</b>					Prepared: 2022-10-20, Analyzed: 2022-10-20				
Coliforms, Fecal	< 1	1 CFU/100 mL							
<b>Total Metals, Batch B2J2704</b>									
<b>Blank (B2J2704-BLK1)</b>					Prepared: 2022-10-24, Analyzed: 2022-10-24				
Mercury, total	< 0.000010	0.000010 mg/L							
<b>Blank (B2J2704-BLK2)</b>					Prepared: 2022-10-24, Analyzed: 2022-10-24				
Mercury, total	< 0.000010	0.000010 mg/L							
<b>Blank (B2J2704-BLK3)</b>					Prepared: 2022-10-24, Analyzed: 2022-10-24				
Mercury, total	< 0.000010	0.000010 mg/L							
<b>LCS (B2J2704-BS1)</b>					Prepared: 2022-10-24, Analyzed: 2022-10-24				
Mercury, total	0.000500	0.000010 mg/L		0.000500	100	80-120			
<b>LCS (B2J2704-BS2)</b>					Prepared: 2022-10-24, Analyzed: 2022-10-24				
Mercury, total	0.000502	0.000010 mg/L		0.000500	100	80-120			
<b>LCS (B2J2704-BS3)</b>					Prepared: 2022-10-24, Analyzed: 2022-10-24				
Mercury, total	0.000539	0.000010 mg/L		0.000500	108	80-120			
<b>Matrix Spike (B2J2704-MS3)</b>					Prepared: 2022-10-24, Analyzed: 2022-10-24				
Mercury, total	0.000259	0.000010 mg/L		0.000250	< 0.000010	102	70-130		
<b>Total Metals, Batch B2J3638</b>									
<b>Blank (B2J3638-BLK1)</b>					Prepared: 2022-10-31, Analyzed: 2022-10-31				
Aluminum, total	< 0.0050	0.0050 mg/L							
Antimony, total	< 0.00020	0.00020 mg/L							



## APPENDIX 2: QUALITY CONTROL RESULTS

**REPORTED TO PROJECT** Prince George, City of - Pump Station  
Raw Water - PW 660

**WORK ORDER REPORTED** 22J2662  
2022-11-01 17:33

Analyte	Result	RL Units	Spike Level	Source Result	% REC	REC Limit	% RPD	RPD Limit	Qualifier
---------	--------	----------	-------------	---------------	-------	-----------	-------	-----------	-----------

**Total Metals, Batch B2J3638, Continued**

**Blank (B2J3638-BLK1), Continued**


Prepared: 2022-10-31, Analyzed: 2022-10-31

Arsenic, total	< 0.00050	0.00050 mg/L							
Barium, total	< 0.0050	0.0050 mg/L							
Beryllium, total	< 0.00010	0.00010 mg/L							
Bismuth, total	< 0.00010	0.00010 mg/L							
Boron, total	< 0.0500	0.0500 mg/L							
Cadmium, total	< 0.000010	0.000010 mg/L							
Calcium, total	< 0.20	0.20 mg/L							
Chromium, total	< 0.00050	0.00050 mg/L							
Cobalt, total	< 0.00010	0.00010 mg/L							
Copper, total	< 0.00040	0.00040 mg/L							
Iron, total	< 0.010	0.010 mg/L							
Lead, total	< 0.00020	0.00020 mg/L							
Lithium, total	< 0.00010	0.00010 mg/L							
Magnesium, total	< 0.010	0.010 mg/L							
Manganese, total	< 0.00020	0.00020 mg/L							
Molybdenum, total	< 0.00010	0.00010 mg/L							
Nickel, total	< 0.00040	0.00040 mg/L							
Phosphorus, total	< 0.050	0.050 mg/L							
Potassium, total	< 0.10	0.10 mg/L							
Selenium, total	< 0.00050	0.00050 mg/L							
Silicon, total	< 1.0	1.0 mg/L							
Silver, total	< 0.000050	0.000050 mg/L							
Sodium, total	< 0.10	0.10 mg/L							
Strontium, total	< 0.0010	0.0010 mg/L							
Sulfur, total	< 3.0	3.0 mg/L							
Tellurium, total	< 0.00050	0.00050 mg/L							
Thallium, total	< 0.000020	0.000020 mg/L							
Thorium, total	< 0.00010	0.00010 mg/L							
Tin, total	< 0.00020	0.00020 mg/L							
Titanium, total	< 0.0050	0.0050 mg/L							
Tungsten, total	< 0.0002	0.0002 mg/L							
Uranium, total	< 0.000020	0.000020 mg/L							
Vanadium, total	< 0.0050	0.0050 mg/L							
Zinc, total	< 0.0040	0.0040 mg/L							
Zirconium, total	< 0.00010	0.00010 mg/L							

**LCS (B2J3638-BS1)**

Prepared: 2022-10-31, Analyzed: 2022-10-31

Aluminum, total	4.00	0.0050 mg/L	4.00	100	80-120
Antimony, total	0.0389	0.00020 mg/L	0.0400	97	80-120
Arsenic, total	0.0411	0.00050 mg/L	0.0400	103	80-120
Barium, total	0.0372	0.0050 mg/L	0.0400	93	80-120
Beryllium, total	0.0395	0.00010 mg/L	0.0400	99	80-120
Bismuth, total	0.0390	0.00010 mg/L	0.0400	98	80-120
Boron, total	< 0.0500	0.0500 mg/L	0.0400	101	80-120
Cadmium, total	0.0390	0.000010 mg/L	0.0400	98	80-120
Calcium, total	4.04	0.20 mg/L	4.00	101	80-120
Chromium, total	0.0404	0.00050 mg/L	0.0400	101	80-120
Cobalt, total	0.0402	0.00010 mg/L	0.0400	100	80-120
Copper, total	0.0399	0.00040 mg/L	0.0400	100	80-120
Iron, total	3.97	0.010 mg/L	4.00	99	80-120
Lead, total	0.0394	0.00020 mg/L	0.0400	99	80-120
Lithium, total	0.0390	0.00010 mg/L	0.0400	97	80-120
Magnesium, total	4.02	0.010 mg/L	4.00	100	80-120
Manganese, total	0.0404	0.00020 mg/L	0.0400	101	80-120
Molybdenum, total	0.0390	0.00010 mg/L	0.0400	97	80-120
Nickel, total	0.0394	0.00040 mg/L	0.0400	98	80-120



## APPENDIX 2: QUALITY CONTROL RESULTS

**REPORTED TO PROJECT** Prince George, City of - Pump Station  
Raw Water - PW 660

**WORK ORDER REPORTED** 22J2662  
2022-11-01 17:33

Analyte	Result	RL Units	Spike Level	Source Result	% REC	REC Limit	% RPD	RPD Limit	Qualifier
<b>Total Metals, Batch B2J3638, Continued</b>									
<b>LCS (B2J3638-BS1), Continued</b>					Prepared: 2022-10-31, Analyzed: 2022-10-31				
Phosphorus, total	4.08	0.050 mg/L	4.00		102	80-120			
Potassium, total	3.96	0.10 mg/L	4.00		99	80-120			
Selenium, total	0.0389	0.00050 mg/L	0.0400		97	80-120			
Silicon, total	4.1	1.0 mg/L	4.00		103	80-120			
Silver, total	0.0401	0.000050 mg/L	0.0400		100	80-120			
Sodium, total	4.14	0.10 mg/L	4.00		104	80-120			
Strontium, total	0.0393	0.0010 mg/L	0.0400		98	80-120			
Sulfur, total	39.7	3.0 mg/L	40.0		99	80-120			
Tellurium, total	0.0376	0.00050 mg/L	0.0400		94	80-120			
Thallium, total	0.0391	0.000020 mg/L	0.0400		98	80-120			
Thorium, total	0.0400	0.00010 mg/L	0.0400		100	80-120			
Tin, total	0.0392	0.00020 mg/L	0.0400		98	80-120			
Titanium, total	0.0390	0.0050 mg/L	0.0400		97	80-120			
Tungsten, total	0.0397	0.0002 mg/L	0.0400		99	80-120			
Uranium, total	0.0393	0.000020 mg/L	0.0400		98	80-120			
Vanadium, total	0.0411	0.0050 mg/L	0.0400		103	80-120			
Zinc, total	0.0389	0.0040 mg/L	0.0400		97	80-120			
Zirconium, total	0.0387	0.00010 mg/L	0.0400		97	80-120			

### Volatile Organic Compounds (VOC), Batch B2J2849

<b>Blank (B2J2849-BLK1)</b>					Prepared: 2022-10-26, Analyzed: 2022-10-26				
Bromodichloromethane	< 0.0010	0.0010 mg/L							
Bromoform	< 0.0010	0.0010 mg/L							
Chloroform	< 0.0010	0.0010 mg/L							
Dibromochloromethane	< 0.0010	0.0010 mg/L							
Surrogate: Toluene-d8	0.0228	mg/L	0.0250		91	70-130			
Surrogate: 4-Bromofluorobenzene	0.0276	mg/L	0.0249		111	70-130			
<b>LCS (B2J2849-BS1)</b>					Prepared: 2022-10-26, Analyzed: 2022-10-26				
Bromodichloromethane	0.0219	0.0010 mg/L	0.0201		109	70-130			
Bromoform	0.0218	0.0010 mg/L	0.0200		109	70-130			
Chloroform	0.0222	0.0010 mg/L	0.0201		110	70-130			
Dibromochloromethane	0.0219	0.0010 mg/L	0.0200		109	70-130			
Surrogate: Toluene-d8	0.0240	mg/L	0.0250		96	70-130			
Surrogate: 4-Bromofluorobenzene	0.0259	mg/L	0.0249		104	70-130			

#### QC Qualifiers:

S02 Surrogate recovery outside of control limits. Data accepted based on acceptable recovery of other surrogates.