



CERTIFICATE OF ANALYSIS

REPORTED TO Prince George, City of - Pump Station
1100 Patricia Boulevard
Prince George, BC V2L 3v9

ATTENTION Cheyenne Magee

PO NUMBER

PROJECT Raw Water - PW 652

PROJECT INFO Raw Water Samples

WORK ORDER 26D2751

RECEIVED / TEMP 2026-04-23 13:30 / 9.2°C

REPORTED 2026-05-19 17:27

COC NUMBER No Number

Introduction:

CARO Analytical Services is a testing laboratory full of smart, engaged scientists driven to make the world a safer and healthier place. Through our clients' projects we become an essential element for a better world. We employ methods conducted in accordance with recognized professional standards using accepted testing methodologies and quality control efforts. CARO is accredited by the Canadian Association for Laboratories Accreditation (CALA) to ISO/IEC 17025:2017 for specific tests listed in the scope of accreditation approved by CALA.

Big Picture Sidekicks



You know that the sample you collected after snowshoeing to site, digging 5 meters, and racing to get it on a plane so you can submit it to the lab for time sensitive results needed to make important and expensive decisions (whew) is VERY important. We know that too.

We've Got Chemistry



It's simple. We figure the more you enjoy working with our fun and engaged team members; the more likely you are to give us continued opportunities to support you.

Ahead of the Curve



Through research, regulation knowledge, and instrumentation, we are your analytical centre for the technical knowledge you need, BEFORE you need it, so you can stay up to date and in the know.

By engaging our services, you are agreeing to CARO Analytical Service's Standard Terms and Conditions outlined here: <https://www.caro.ca/terms-conditions>

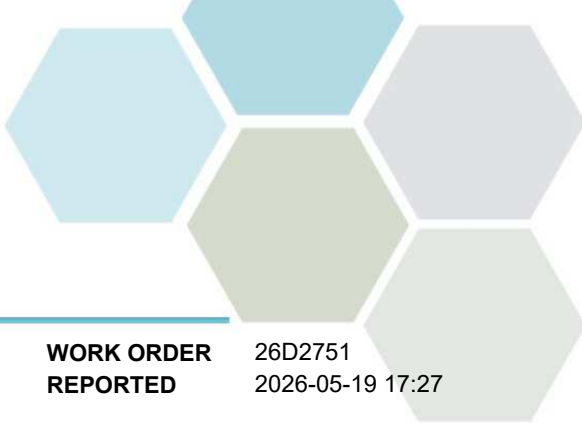
If you have any questions or concerns, please contact me at hhannaoui@caro.ca

Authorized By:

Hanane El Hannaoui
Junior Account Manager

1-888-311-8846 | www.caro.ca

#110 4011 Viking Way Richmond, BC V6V 2K9 | #102 3677 Highway 97N Kelowna, BC V1X 5C3 | 17225 109 Avenue Edmonton, AB T5S 1H7 | #108 4475 Wayburne Drive Burnaby, BC V5G 4X4



TEST RESULTS

REPORTED TO PROJECT Prince George, City of - Pump Station
Raw Water - PW 652

WORK ORDER REPORTED 26D2751
2026-05-19 17:27

Analyte	Result	RL	Units	Analyzed	Qualifier
---------	--------	----	-------	----------	-----------

PW652 (26D2751-01) | Matrix: Water | Sampled: 2026-04-22 11:00

Anions

Bromide	< 0.10	0.10	mg/L	2026-04-24	
Chloride	1.79	0.10	mg/L	2026-04-24	
Nitrate (as N)	0.062	0.010	mg/L	2026-04-24	
Nitrite (as N)	< 0.010	0.010	mg/L	2026-04-24	

Calculated Parameters

Total Trihalomethanes	< 0.00400	0.00400	mg/L	N/A	
Hardness, Dissolved (as CaCO3)	274	0.500	mg/L	N/A	
Nitrate+Nitrite (as N)	0.0620	0.0100	mg/L	N/A	
Nitrogen, Total	0.0620	0.0500	mg/L	N/A	

Dissolved Metals

Aluminum, dissolved	< 0.0050	0.0050	mg/L	2026-04-27	
Antimony, dissolved	< 0.00020	0.00020	mg/L	2026-04-27	
Arsenic, dissolved	< 0.00050	0.00050	mg/L	2026-04-27	
Barium, dissolved	0.0647	0.0050	mg/L	2026-04-27	
Beryllium, dissolved	< 0.00010	0.00010	mg/L	2026-04-27	
Bismuth, dissolved	< 0.00010	0.00010	mg/L	2026-04-27	
Boron, dissolved	< 0.0500	0.0500	mg/L	2026-04-27	
Cadmium, dissolved	< 0.000010	0.000010	mg/L	2026-04-27	
Calcium, dissolved	55.0	0.20	mg/L	2026-04-27	
Chromium, dissolved	0.0129	0.00050	mg/L	2026-04-27	
Cobalt, dissolved	< 0.00010	0.00010	mg/L	2026-04-27	
Copper, dissolved	< 0.00040	0.00040	mg/L	2026-04-27	
Iron, dissolved	< 0.010	0.010	mg/L	2026-04-27	
Lead, dissolved	< 0.00020	0.00020	mg/L	2026-04-27	
Lithium, dissolved	0.00091	0.00010	mg/L	2026-04-27	
Magnesium, dissolved	33.1	0.010	mg/L	2026-04-27	
Manganese, dissolved	< 0.00020	0.00020	mg/L	2026-04-27	
Mercury, dissolved	< 0.000010	0.000010	mg/L	2026-04-28	
Molybdenum, dissolved	0.00532	0.00010	mg/L	2026-04-27	
Nickel, dissolved	< 0.00040	0.00040	mg/L	2026-04-27	
Phosphorus, dissolved	< 0.050	0.050	mg/L	2026-04-27	
Potassium, dissolved	1.60	0.10	mg/L	2026-04-27	
Selenium, dissolved	0.00110	0.00050	mg/L	2026-04-27	
Silicon, dissolved	11.5	1.0	mg/L	2026-04-27	
Silver, dissolved	< 0.000050	0.000050	mg/L	2026-04-27	
Sodium, dissolved	17.5	0.10	mg/L	2026-04-27	
Strontium, dissolved	0.340	0.0010	mg/L	2026-04-27	
Sulfur, dissolved	6.0	3.0	mg/L	2026-04-27	
Tellurium, dissolved	< 0.00050	0.00050	mg/L	2026-04-27	
Thallium, dissolved	< 0.000020	0.000020	mg/L	2026-04-27	
Thorium, dissolved	< 0.00010	0.00010	mg/L	2026-04-27	
Tin, dissolved	< 0.00020	0.00020	mg/L	2026-04-27	



TEST RESULTS

REPORTED TO PROJECT Prince George, City of - Pump Station
Raw Water - PW 652

WORK ORDER REPORTED 26D2751
2026-05-19 17:27

Analyte	Result	RL	Units	Analyzed	Qualifier
---------	--------	----	-------	----------	-----------

PW652 (26D2751-01) | Matrix: Water | Sampled: 2026-04-22 11:00, Continued

Dissolved Metals, Continued

Titanium, dissolved	< 0.0050	0.0050	mg/L	2026-04-27	
Tungsten, dissolved	< 0.0010	0.0010	mg/L	2026-04-27	
Uranium, dissolved	0.00713	0.000020	mg/L	2026-04-27	
Vanadium, dissolved	< 0.0050	0.0050	mg/L	2026-04-27	
Zinc, dissolved	< 0.0040	0.0040	mg/L	2026-04-27	
Zirconium, dissolved	< 0.00010	0.00010	mg/L	2026-04-27	

General Parameters

Adsorbable Organic Halides	22	6	µg/L	2026-05-05	CST2
Alkalinity, Total (as CaCO3)	270	1.0	mg/L	2026-04-24	
Alkalinity, Phenolphthalein (as CaCO3)	< 1.0	1.0	mg/L	2026-04-24	
Alkalinity, Bicarbonate (as CaCO3)	270	1.0	mg/L	2026-04-24	
Alkalinity, Carbonate (as CaCO3)	< 1.0	1.0	mg/L	2026-04-24	
Alkalinity, Hydroxide (as CaCO3)	< 1.0	1.0	mg/L	2026-04-24	
Ammonia, Total (as N)	< 0.050	0.050	mg/L	2026-04-29	
Carbon, Total Organic	0.73	0.50	mg/L	2026-04-24	
Nitrogen, Total Kjeldahl	< 0.050	0.050	mg/L	2026-05-13	
Phosphorus, Dissolved Reactive	0.0145	0.0050	mg/L	2026-04-25	
Solids, Total Suspended	< 1.8	1.8	mg/L	2026-04-29	

Microbiological Parameters

Coliforms, Total	< 1	1	CFU/100 mL	2026-04-23	
Coliforms, Fecal	< 1	1	CFU/100 mL	2026-04-23	
E. coli	< 1	1	CFU/100 mL	2026-04-23	

Total Metals

Aluminum, total	< 0.0050	0.0050	mg/L	2026-04-27	
Antimony, total	< 0.00020	0.00020	mg/L	2026-04-27	
Arsenic, total	< 0.00050	0.00050	mg/L	2026-04-27	
Barium, total	0.0594	0.0050	mg/L	2026-04-27	
Beryllium, total	< 0.00010	0.00010	mg/L	2026-04-27	
Bismuth, total	< 0.00010	0.00010	mg/L	2026-04-27	
Boron, total	< 0.0500	0.0500	mg/L	2026-04-27	
Cadmium, total	< 0.000010	0.000010	mg/L	2026-04-27	
Calcium, total	55.1	0.20	mg/L	2026-04-27	
Chromium, total	0.0135	0.00050	mg/L	2026-04-27	
Cobalt, total	< 0.00010	0.00010	mg/L	2026-04-27	
Copper, total	< 0.00040	0.00040	mg/L	2026-04-27	
Iron, total	< 0.010	0.010	mg/L	2026-04-27	
Lead, total	< 0.00020	0.00020	mg/L	2026-04-27	
Lithium, total	0.00084	0.00010	mg/L	2026-04-27	
Magnesium, total	31.7	0.010	mg/L	2026-04-27	
Manganese, total	< 0.00020	0.00020	mg/L	2026-04-27	
Mercury, total	< 0.000010	0.000010	mg/L	2026-04-28	



TEST RESULTS

REPORTED TO PROJECT Prince George, City of - Pump Station
Raw Water - PW 652

WORK ORDER REPORTED 26D2751
2026-05-19 17:27

Analyte	Result	RL	Units	Analyzed	Qualifier
---------	--------	----	-------	----------	-----------

PW652 (26D2751-01) | Matrix: Water | Sampled: 2026-04-22 11:00, Continued

Total Metals, Continued

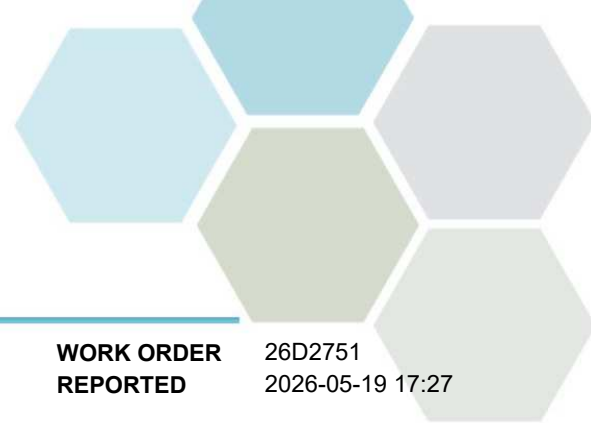
Molybdenum, total	0.00569	0.00010	mg/L	2026-04-27	
Nickel, total	< 0.00040	0.00040	mg/L	2026-04-27	
Phosphorus, total	< 0.050	0.050	mg/L	2026-04-27	
Potassium, total	1.61	0.10	mg/L	2026-04-27	
Selenium, total	0.00107	0.00050	mg/L	2026-04-27	
Silicon, total	11.2	1.0	mg/L	2026-04-27	
Silver, total	< 0.000050	0.000050	mg/L	2026-04-27	
Sodium, total	17.2	0.10	mg/L	2026-04-27	
Strontium, total	0.328	0.0010	mg/L	2026-04-27	
Sulfur, total	7.4	3.0	mg/L	2026-04-27	
Tellurium, total	< 0.00050	0.00050	mg/L	2026-04-27	
Thallium, total	< 0.000020	0.000020	mg/L	2026-04-27	
Thorium, total	< 0.00010	0.00010	mg/L	2026-04-27	
Tin, total	< 0.00020	0.00020	mg/L	2026-04-27	
Titanium, total	< 0.0050	0.0050	mg/L	2026-04-27	
Tungsten, total	< 0.0010	0.0010	mg/L	2026-04-27	
Uranium, total	0.00708	0.000020	mg/L	2026-04-27	
Vanadium, total	< 0.0050	0.0050	mg/L	2026-04-27	
Zinc, total	< 0.0040	0.0040	mg/L	2026-04-27	
Zirconium, total	< 0.00010	0.00010	mg/L	2026-04-27	

Volatile Organic Compounds (VOC)

Bromodichloromethane	< 0.0010	0.0010	mg/L	2026-04-30	
Bromoform	< 0.0010	0.0010	mg/L	2026-04-30	
Chloroform	< 0.0010	0.0010	mg/L	2026-04-30	
Dibromochloromethane	< 0.0010	0.0010	mg/L	2026-04-30	
Surrogate: Toluene-d8	85	70-130	%	2026-04-30	
Surrogate: 4-Bromofluorobenzene	78	70-130	%	2026-04-30	

Sample Qualifiers:

CST2 High breakthrough noted, further dilution not possible as AOX result is close to method detection limit. Breakthrough exceeds reporting requirements per reference method.



APPENDIX 1: SUPPORTING INFORMATION

REPORTED TO PROJECT Prince George, City of - Pump Station
Raw Water - PW 652

WORK ORDER REPORTED 26D2751
2026-05-19 17:27

Analysis Description	Method Ref.	Technique	Accredited	Location
Adsorbable Organic Halides in Water	PAPTAC/ISO - low level	Adsorption, Coulometric Titration		Sublet
Alkalinity in Water	SM 2320 B* (2021)	Titration with H2SO4	✓	Kelowna
Ammonia, Total in Water	SM 4500-NH3 G* (2021)	Automated Colorimetry (Phenate)	✓	Kelowna
Anions in Water	SM 4110 B (2020)	Ion Chromatography	✓	Kelowna
Carbon, Total Organic in Water	SM 5310 B (2022)	Combustion, Infrared CO2 Detection	✓	Kelowna
Coliforms, Fecal in Water	SM 9222 D (2015)	Membrane Filtration / m-FC Agar	✓	Kelowna
Coliforms, Total in Water	SM 9222* (2015)	Membrane Filtration / Chromocult Agar	✓	Kelowna
Dissolved Metals in Water	EPA 200.8 / EPA 6020B	0.45 µm Filtration / Inductively Coupled Plasma-Mass Spectroscopy (ICP-MS)	✓	Richmond
E. coli in Water	SM 9222* (2015)	Membrane Filtration / Chromocult Agar	✓	Kelowna
Hardness in Water	SM 2340 B (2021)	Calculation: 2.497 [diss Ca] + 4.118 [diss Mg]	✓	N/A
Hardness in Water	SM 2340 B* (2021)	Calculation: 2.497 [total Ca] + 4.118 [total Mg] (Est)	✓	N/A
Mercury, dissolved in Water	EPA 245.7*	BrCl2 Oxidation / Cold Vapor Atomic Fluorescence Spectrometry (CVAFS)	✓	Richmond
Mercury, total in Water	EPA 245.7*	BrCl2 Oxidation / Cold Vapor Atomic Fluorescence Spectrometry (CVAFS)	✓	Richmond
Nitrogen, Total Kjeldahl in Water	SM 4500-Norg D* (2021)	Block Digestion and Flow Injection Analysis	✓	Kelowna
Phosphorus, Dissolved Reactive in Water	SM 4500-P F (2021)	Automated Colorimetry (Ascorbic Acid)	✓	Kelowna
Solids, Total Suspended in Water	Solids in Water, Filtered / SM 2540 D* (2020)	Solids in Water, Filtered / Gravimetry (Dried at 103-105C)	✓	Kelowna
Total Metals in Water	EPA 200.2 / EPA 6020B	HNO3+HCl Hot Block Digestion / Inductively Coupled Plasma-Mass Spectroscopy (ICP-MS)	✓	Richmond
Trihalomethanes in Water	EPA 5030B / EPA 8260D	Purge&Trap / GC-MSD (SIM)	✓	Richmond

Note: An asterisk in the Method Reference indicates that the method has been modified from the reference method

Glossary of Terms:

RL	Reporting Limit (default)
<	Less than the specified Reporting Limit (RL) - the actual RL may be higher than the default RL due to various factors
CFU/100 mL	Colony Forming Units per 100 millilitres
mg/L	Milligrams per litre
µg/L	Micrograms per litre
EPA	United States Environmental Protection Agency Test Methods
PAPTAC	Pulp and Paper Technical Association of Canada Standard Test Methods
SM	Standard Methods for the Examination of Water and Wastewater, American Public Health Association



APPENDIX 1: SUPPORTING INFORMATION

REPORTED TO PROJECT Prince George, City of - Pump Station
Raw Water - PW 652

WORK ORDER REPORTED 26D2751
2026-05-19 17:27

General Comments:

The results in this report apply to samples received by CARO and analyzed in accordance with the Chain of Custody document. This analytical report must be reproduced in its entirety and must not be modified. CARO is not responsible for losses or damages resulting directly or indirectly from errors or omissions in the conduct of the testing. Any liability is limited to the cost of analysis. CARO will dispose of all samples within 30 days of sample receipt, unless otherwise agreed .

Results in **Bold** indicate values that are above CARO's method reporting limits. Results in **red** indicate values above the regulatory limits where these have been included. Any Bold and/or highlighted results do not take into account method uncertainty. If you would like method uncertainty or regulatory limits to be included on your report, please contact your Account Manager: hhannaoui@caro.ca

Regulatory limits are added to test reports on request and are as a convenience only. While CARO makes every effort to ensure accuracy of regulatory limits, CARO assumes no liability for the use of this information. It remains the client's responsibility to ensure that regulatory limits are correct for their circumstances.



APPENDIX 2: QUALITY CONTROL RESULTS

REPORTED TO PROJECT Prince George, City of - Pump Station
Raw Water - PW 652

WORK ORDER REPORTED 26D2751
2026-05-19 17:27

The following section displays the quality control (QC) data that is associated with your sample data. Groups of samples are prepared in "batches" and analyzed in conjunction with QC samples that ensure your data is of the highest quality. Common QC types include:

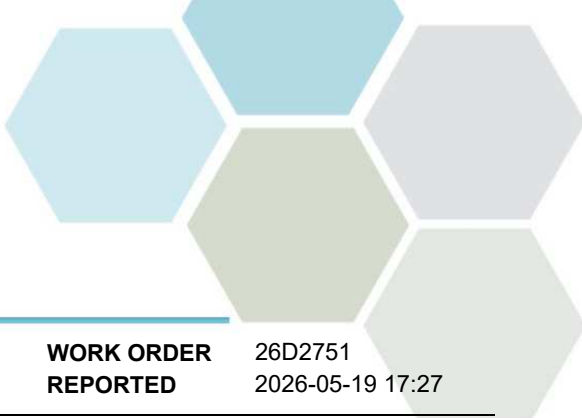
- **Method Blank (Blk):** A blank sample that undergoes sample processing identical to that carried out for the test samples. Method blank results are used to assess contamination from the laboratory environment and reagents.
- **Duplicate (Dup):** An additional or second portion of a randomly selected sample in the analytical run carried through the entire analytical process. Duplicates provide a measure of the analytical method's precision (reproducibility).
- **Blank Spike (BS):** A sample of known concentration which undergoes processing identical to that carried out for test samples, also referred to as a laboratory control sample (LCS). Blank spikes provide a measure of the analytical method's accuracy.
- **Matrix Spike (MS):** A second aliquot of sample is fortified with a known concentration of target analytes and carried through the entire analytical process. Matrix spikes evaluate potential matrix effects that may affect the analyte recovery.
- **Reference Material (SRM):** A homogenous material of similar matrix to the samples, certified for the parameter(s) listed. Reference Materials ensure that the analytical process is adequate to achieve acceptable recoveries of the parameter(s) tested.

Each QC type is analyzed at a 5-10% frequency, i.e. one blank/duplicate/spike for every 10-20 samples. For all types of QC, the specified recovery (% Rec) and relative percent difference (RPD) limits are derived from long-term method performance averages and/or prescribed by the reference method.

Analyte	Result	RL Units	Spike Level	Source Result	% REC	REC Limit	% RPD	RPD Limit	Qualifier
Anions, Batch B6D3875									
Blank (B6D3875-BLK1)			Prepared: 2026-04-24, Analyzed: 2026-04-24						
Bromide	< 0.10	0.10 mg/L							
Chloride	< 0.10	0.10 mg/L							
Nitrate (as N)	< 0.010	0.010 mg/L							
Nitrite (as N)	< 0.010	0.010 mg/L							
Blank (B6D3875-BLK2)			Prepared: 2026-04-24, Analyzed: 2026-04-24						
Bromide	< 0.10	0.10 mg/L							
Chloride	< 0.10	0.10 mg/L							
Nitrate (as N)	< 0.010	0.010 mg/L							
Nitrite (as N)	< 0.010	0.010 mg/L							
LCS (B6D3875-BS1)			Prepared: 2026-04-24, Analyzed: 2026-04-24						
Bromide	4.19	0.10 mg/L	4.00		105	85-115			
Chloride	16.9	0.10 mg/L	16.0		106	90-110			
Nitrate (as N)	1.95	0.010 mg/L	2.00		97	90-110			
Nitrite (as N)	2.01	0.010 mg/L	2.00		101	85-115			
LCS (B6D3875-BS2)			Prepared: 2026-04-24, Analyzed: 2026-04-24						
Bromide	4.20	0.10 mg/L	4.00		105	85-115			
Chloride	16.5	0.10 mg/L	16.0		103	90-110			
Nitrate (as N)	2.08	0.010 mg/L	2.00		104	90-110			
Nitrite (as N)	2.07	0.010 mg/L	2.00		104	85-115			

Dissolved Metals, Batch B6D4053

Blank (B6D4053-BLK1)			Prepared: 2026-04-27, Analyzed: 2026-04-27						
Aluminum, dissolved	< 0.0050	0.0050 mg/L							
Antimony, dissolved	< 0.00020	0.00020 mg/L							
Arsenic, dissolved	< 0.00050	0.00050 mg/L							
Barium, dissolved	< 0.0050	0.0050 mg/L							
Beryllium, dissolved	< 0.00010	0.00010 mg/L							
Bismuth, dissolved	< 0.00010	0.00010 mg/L							
Boron, dissolved	< 0.0500	0.0500 mg/L							
Cadmium, dissolved	< 0.000010	0.000010 mg/L							
Calcium, dissolved	< 0.20	0.20 mg/L							
Chromium, dissolved	< 0.00050	0.00050 mg/L							



APPENDIX 2: QUALITY CONTROL RESULTS

REPORTED TO PROJECT Prince George, City of - Pump Station
Raw Water - PW 652

WORK ORDER REPORTED 26D2751
2026-05-19 17:27

Analyte	Result	RL Units	Spike Level	Source Result	% REC	REC Limit	% RPD	RPD Limit	Qualifier
---------	--------	----------	-------------	---------------	-------	-----------	-------	-----------	-----------

Dissolved Metals, Batch B6D4053, Continued

Blank (B6D4053-BLK1), Continued

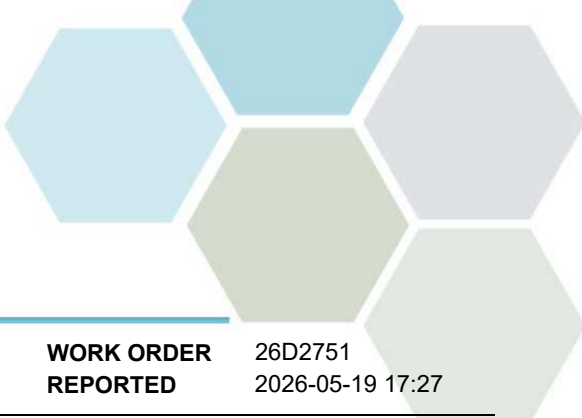
Prepared: 2026-04-27, Analyzed: 2026-04-27

Cobalt, dissolved	< 0.00010	0.00010 mg/L							
Copper, dissolved	< 0.00040	0.00040 mg/L							
Iron, dissolved	< 0.010	0.010 mg/L							
Lead, dissolved	< 0.00020	0.00020 mg/L							
Lithium, dissolved	< 0.00010	0.00010 mg/L							
Magnesium, dissolved	< 0.010	0.010 mg/L							
Manganese, dissolved	< 0.00020	0.00020 mg/L							
Molybdenum, dissolved	< 0.00010	0.00010 mg/L							
Nickel, dissolved	< 0.00040	0.00040 mg/L							
Phosphorus, dissolved	< 0.050	0.050 mg/L							
Potassium, dissolved	< 0.10	0.10 mg/L							
Selenium, dissolved	< 0.00050	0.00050 mg/L							
Silicon, dissolved	< 1.0	1.0 mg/L							
Silver, dissolved	< 0.000050	0.000050 mg/L							
Sodium, dissolved	< 0.10	0.10 mg/L							
Strontium, dissolved	< 0.0010	0.0010 mg/L							
Sulfur, dissolved	< 3.0	3.0 mg/L							
Tellurium, dissolved	< 0.00050	0.00050 mg/L							
Thallium, dissolved	< 0.000020	0.000020 mg/L							
Thorium, dissolved	< 0.00010	0.00010 mg/L							
Tin, dissolved	< 0.00020	0.00020 mg/L							
Titanium, dissolved	< 0.0050	0.0050 mg/L							
Tungsten, dissolved	< 0.0010	0.0010 mg/L							
Uranium, dissolved	< 0.000020	0.000020 mg/L							
Vanadium, dissolved	< 0.0050	0.0050 mg/L							
Zinc, dissolved	< 0.0040	0.0040 mg/L							
Zirconium, dissolved	< 0.00010	0.00010 mg/L							

LCS (B6D4053-BS1)

Prepared: 2026-04-27, Analyzed: 2026-04-27

Aluminum, dissolved	4.07	0.0050 mg/L	4.00		102	80-120			
Antimony, dissolved	0.0399	0.00020 mg/L	0.0400		100	80-120			
Arsenic, dissolved	0.405	0.00050 mg/L	0.400		101	80-120			
Barium, dissolved	0.0401	0.0050 mg/L	0.0400		100	80-120			
Beryllium, dissolved	0.0401	0.00010 mg/L	0.0400		100	80-120			
Bismuth, dissolved	0.0397	0.00010 mg/L	0.0400		99	80-120			
Boron, dissolved	0.415	0.0500 mg/L	0.400		104	80-120			
Cadmium, dissolved	0.0402	0.000010 mg/L	0.0400		101	80-120			
Calcium, dissolved	4.08	0.20 mg/L	4.00		102	80-120			
Chromium, dissolved	0.0405	0.00050 mg/L	0.0400		101	80-120			
Cobalt, dissolved	0.0408	0.00010 mg/L	0.0400		102	80-120			
Copper, dissolved	0.0405	0.00040 mg/L	0.0400		101	80-120			
Iron, dissolved	4.13	0.010 mg/L	4.00		103	80-120			
Lead, dissolved	0.0408	0.00020 mg/L	0.0400		102	80-120			
Lithium, dissolved	0.0398	0.00010 mg/L	0.0400		100	80-120			
Magnesium, dissolved	4.05	0.010 mg/L	4.00		101	80-120			
Manganese, dissolved	0.0411	0.00020 mg/L	0.0400		103	80-120			
Molybdenum, dissolved	0.0397	0.00010 mg/L	0.0400		99	80-120			
Nickel, dissolved	0.0409	0.00040 mg/L	0.0400		102	80-120			
Phosphorus, dissolved	3.99	0.050 mg/L	4.00		100	80-120			
Potassium, dissolved	4.03	0.10 mg/L	4.00		101	80-120			
Selenium, dissolved	0.406	0.00050 mg/L	0.400		101	80-120			
Silicon, dissolved	4.1	1.0 mg/L	4.00		103	80-120			
Silver, dissolved	0.0382	0.000050 mg/L	0.0400		95	80-120			
Sodium, dissolved	4.14	0.10 mg/L	4.00		103	80-120			
Strontium, dissolved	0.0407	0.0010 mg/L	0.0400		102	80-120			
Sulfur, dissolved	40.1	3.0 mg/L	40.0		100	80-120			
Tellurium, dissolved	0.0383	0.00050 mg/L	0.0400		96	80-120			



APPENDIX 2: QUALITY CONTROL RESULTS

REPORTED TO PROJECT Prince George, City of - Pump Station
Raw Water - PW 652

WORK ORDER REPORTED 26D2751
2026-05-19 17:27

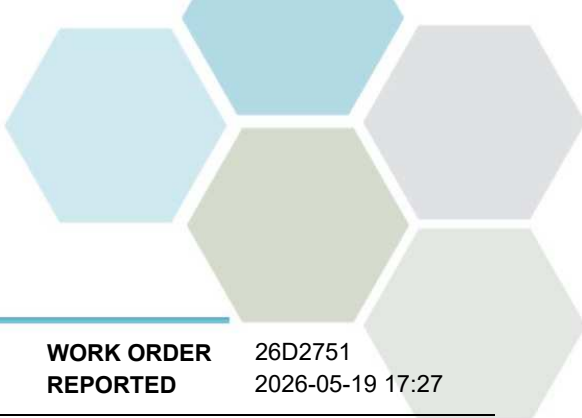
Analyte	Result	RL Units	Spike Level	Source Result	% REC	REC Limit	% RPD	RPD Limit	Qualifier
Dissolved Metals, Batch B6D4053, Continued									
LCS (B6D4053-BS1), Continued					Prepared: 2026-04-27, Analyzed: 2026-04-27				
Thallium, dissolved	0.0403	0.000020 mg/L	0.0400		101	80-120			
Thorium, dissolved	0.0389	0.00010 mg/L	0.0400		97	80-120			
Tin, dissolved	0.0402	0.00020 mg/L	0.0400		100	80-120			
Titanium, dissolved	0.0401	0.0050 mg/L	0.0400		100	80-120			
Tungsten, dissolved	0.0398	0.0010 mg/L	0.0400		100	80-120			
Uranium, dissolved	0.0402	0.000020 mg/L	0.0400		101	80-120			
Vanadium, dissolved	0.0403	0.0050 mg/L	0.0400		101	80-120			
Zinc, dissolved	0.409	0.0040 mg/L	0.400		102	80-120			
Zirconium, dissolved	0.0400	0.00010 mg/L	0.0400		100	80-120			

Dissolved Metals, Batch B6D4253

Blank (B6D4253-BLK1)					Prepared: 2026-04-28, Analyzed: 2026-04-28				
Mercury, dissolved	< 0.000010	0.000010 mg/L							
Blank (B6D4253-BLK2)					Prepared: 2026-04-28, Analyzed: 2026-04-28				
Mercury, dissolved	< 0.000010	0.000010 mg/L							
Blank (B6D4253-BLK3)					Prepared: 2026-04-28, Analyzed: 2026-04-28				
Mercury, dissolved	< 0.000010	0.000010 mg/L							
Blank (B6D4253-BLK4)					Prepared: 2026-04-28, Analyzed: 2026-04-28				
Mercury, dissolved	< 0.000010	0.000010 mg/L							
Blank (B6D4253-BLK5)					Prepared: 2026-04-28, Analyzed: 2026-04-28				
Mercury, dissolved	< 0.000010	0.000010 mg/L							
LCS (B6D4253-BS1)					Prepared: 2026-04-28, Analyzed: 2026-04-28				
Mercury, dissolved	0.00259	0.000010 mg/L	0.00250		103	80-120			
LCS (B6D4253-BS2)					Prepared: 2026-04-28, Analyzed: 2026-04-28				
Mercury, dissolved	0.00239	0.000010 mg/L	0.00250		96	80-120			
LCS (B6D4253-BS3)					Prepared: 2026-04-28, Analyzed: 2026-04-28				
Mercury, dissolved	0.00243	0.000010 mg/L	0.00250		97	80-120			
LCS (B6D4253-BS4)					Prepared: 2026-04-28, Analyzed: 2026-04-28				
Mercury, dissolved	0.00231	0.000010 mg/L	0.00250		92	80-120			
LCS (B6D4253-BS5)					Prepared: 2026-04-28, Analyzed: 2026-04-28				
Mercury, dissolved	0.00248	0.000010 mg/L	0.00250		99	80-120			

General Parameters, Batch B6D3869

Blank (B6D3869-BLK1)					Prepared: 2026-04-24, Analyzed: 2026-04-24				
Alkalinity, Total (as CaCO3)	< 1.0	1.0 mg/L							
Alkalinity, Phenolphthalein (as CaCO3)	< 1.0	1.0 mg/L							
Alkalinity, Bicarbonate (as CaCO3)	< 1.0	1.0 mg/L							
Alkalinity, Carbonate (as CaCO3)	< 1.0	1.0 mg/L							
Alkalinity, Hydroxide (as CaCO3)	< 1.0	1.0 mg/L							
Blank (B6D3869-BLK2)					Prepared: 2026-04-24, Analyzed: 2026-04-24				
Alkalinity, Total (as CaCO3)	< 1.0	1.0 mg/L							
Alkalinity, Phenolphthalein (as CaCO3)	< 1.0	1.0 mg/L							
Alkalinity, Bicarbonate (as CaCO3)	< 1.0	1.0 mg/L							
Alkalinity, Carbonate (as CaCO3)	< 1.0	1.0 mg/L							
Alkalinity, Hydroxide (as CaCO3)	< 1.0	1.0 mg/L							



APPENDIX 2: QUALITY CONTROL RESULTS

REPORTED TO PROJECT Prince George, City of - Pump Station
Raw Water - PW 652

WORK ORDER REPORTED 26D2751
2026-05-19 17:27

Analyte	Result	RL Units	Spike Level	Source Result	% REC	REC Limit	% RPD	RPD Limit	Qualifier
---------	--------	----------	-------------	---------------	-------	-----------	-------	-----------	-----------

General Parameters, Batch B6D3869, Continued

LCS (B6D3869-BS1)			Prepared: 2026-04-24, Analyzed: 2026-04-24						
Alkalinity, Total (as CaCO3)	104	1.0 mg/L	100		104	80-120			
LCS (B6D3869-BS3)			Prepared: 2026-04-24, Analyzed: 2026-04-24						
Alkalinity, Total (as CaCO3)	101	1.0 mg/L	100		101	80-120			

General Parameters, Batch B6D3886

Blank (B6D3886-BLK1)			Prepared: 2026-04-23, Analyzed: 2026-04-24						
Carbon, Total Organic	< 0.50	0.50 mg/L							
LCS (B6D3886-BS1)			Prepared: 2026-04-23, Analyzed: 2026-04-24						
Carbon, Total Organic	9.04	0.50 mg/L	10.0		90	78-116			

General Parameters, Batch B6D3992

Blank (B6D3992-BLK1)			Prepared: 2026-04-24, Analyzed: 2026-04-25						
Phosphorus, Dissolved Reactive	< 0.0050	0.0050 mg/L							
Blank (B6D3992-BLK2)			Prepared: 2026-04-24, Analyzed: 2026-04-25						
Phosphorus, Dissolved Reactive	< 0.0050	0.0050 mg/L							
LCS (B6D3992-BS1)			Prepared: 2026-04-24, Analyzed: 2026-04-25						
Phosphorus, Dissolved Reactive	0.0984	0.0050 mg/L	0.100		98	84-115			
LCS (B6D3992-BS2)			Prepared: 2026-04-24, Analyzed: 2026-04-25						
Phosphorus, Dissolved Reactive	0.111	0.0050 mg/L	0.100		111	84-115			

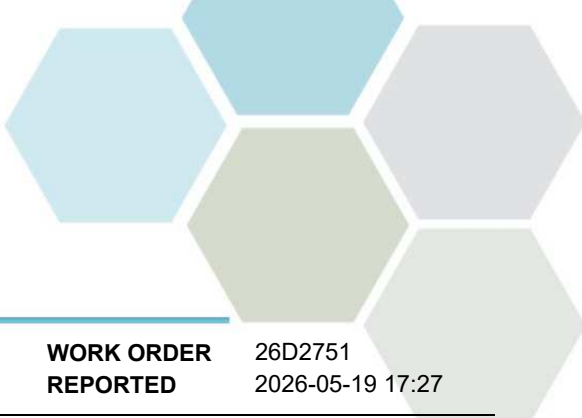
General Parameters, Batch B6D4312

Blank (B6D4312-BLK1)			Prepared: 2026-04-29, Analyzed: 2026-04-29						
Solids, Total Suspended	< 1.8	1.8 mg/L							
LCS (B6D4312-BS1)			Prepared: 2026-04-29, Analyzed: 2026-04-29						
Solids, Total Suspended	90.0	6.0 mg/L	100		90	85-115			
Reference (B6D4312-SRM1)			Prepared: 2026-04-29, Analyzed: 2026-04-29						
Solids, Total Suspended	518	18.0 mg/L	462		112	80-120			

General Parameters, Batch B6D4332

Blank (B6D4332-BLK1)			Prepared: 2026-04-29, Analyzed: 2026-04-29						
Ammonia, Total (as N)	< 0.050	0.050 mg/L							
Blank (B6D4332-BLK2)			Prepared: 2026-04-29, Analyzed: 2026-04-29						
Ammonia, Total (as N)	< 0.050	0.050 mg/L							
LCS (B6D4332-BS1)			Prepared: 2026-04-29, Analyzed: 2026-04-29						
Ammonia, Total (as N)	0.976	0.050 mg/L	1.00		98	85-115			
LCS (B6D4332-BS2)			Prepared: 2026-04-29, Analyzed: 2026-04-29						
Ammonia, Total (as N)	0.984	0.050 mg/L	1.00		98	85-115			

General Parameters, Batch B6E3027



APPENDIX 2: QUALITY CONTROL RESULTS

REPORTED TO PROJECT Prince George, City of - Pump Station
Raw Water - PW 652

WORK ORDER REPORTED 26D2751
2026-05-19 17:27

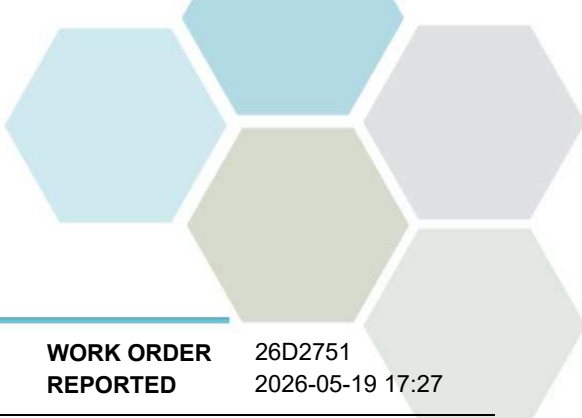
Analyte	Result	RL Units	Spike Level	Source Result	% REC	REC Limit	% RPD	RPD Limit	Qualifier
---------	--------	----------	-------------	---------------	-------	-----------	-------	-----------	-----------

General Parameters, Batch B6E3027, Continued

Blank (B6E3027-BLK1)			Prepared: 2026-05-12, Analyzed: 2026-05-13						
Nitrogen, Total Kjeldahl	< 0.050	0.050 mg/L							
Blank (B6E3027-BLK2)			Prepared: 2026-05-12, Analyzed: 2026-05-13						
Nitrogen, Total Kjeldahl	< 0.050	0.050 mg/L							
LCS (B6E3027-BS1)			Prepared: 2026-05-12, Analyzed: 2026-05-13						
Nitrogen, Total Kjeldahl	0.988	0.050 mg/L	1.00		99	85-115			
LCS (B6E3027-BS2)			Prepared: 2026-05-12, Analyzed: 2026-05-13						
Nitrogen, Total Kjeldahl	0.977	0.050 mg/L	1.00		98	85-115			

Microbiological Parameters, Batch B6D3779

Blank (B6D3779-BLK1)			Prepared: 2026-04-23, Analyzed: 2026-04-23						
Coliforms, Total	< 1	1 CFU/100 mL							
E. coli	< 1	1 CFU/100 mL							
Blank (B6D3779-BLK2)			Prepared: 2026-04-23, Analyzed: 2026-04-23						
Coliforms, Total	< 1	1 CFU/100 mL							
E. coli	< 1	1 CFU/100 mL							
Blank (B6D3779-BLK3)			Prepared: 2026-04-23, Analyzed: 2026-04-23						
Coliforms, Total	< 1	1 CFU/100 mL							
E. coli	< 1	1 CFU/100 mL							
Blank (B6D3779-BLK4)			Prepared: 2026-04-23, Analyzed: 2026-04-23						
Coliforms, Total	< 1	1 CFU/100 mL							
E. coli	< 1	1 CFU/100 mL							
Blank (B6D3779-BLK5)			Prepared: 2026-04-23, Analyzed: 2026-04-23						
Coliforms, Total	< 1	1 CFU/100 mL							
E. coli	< 1	1 CFU/100 mL							
Blank (B6D3779-BLK6)			Prepared: 2026-04-23, Analyzed: 2026-04-23						
Coliforms, Total	< 1	1 CFU/100 mL							
E. coli	< 1	1 CFU/100 mL							
Blank (B6D3779-BLK7)			Prepared: 2026-04-23, Analyzed: 2026-04-23						
Coliforms, Total	< 1	1 CFU/100 mL							
E. coli	< 1	1 CFU/100 mL							
Blank (B6D3779-BLK8)			Prepared: 2026-04-23, Analyzed: 2026-04-23						
Coliforms, Total	< 1	1 CFU/100 mL							
E. coli	< 1	1 CFU/100 mL							
Blank (B6D3779-BLK9)			Prepared: 2026-04-23, Analyzed: 2026-04-23						
Coliforms, Total	< 1	1 CFU/100 mL							
E. coli	< 1	1 CFU/100 mL							
Blank (B6D3779-BLKA)			Prepared: 2026-04-23, Analyzed: 2026-04-23						
Coliforms, Total	< 1	1 CFU/100 mL							
E. coli	< 1	1 CFU/100 mL							
Blank (B6D3779-BLKB)			Prepared: 2026-04-23, Analyzed: 2026-04-23						
Coliforms, Total	< 1	1 CFU/100 mL							
E. coli	< 1	1 CFU/100 mL							



APPENDIX 2: QUALITY CONTROL RESULTS

REPORTED TO PROJECT Prince George, City of - Pump Station
Raw Water - PW 652

WORK ORDER REPORTED 26D2751
2026-05-19 17:27

Analyte	Result	RL Units	Spike Level	Source Result	% REC	REC Limit	% RPD	RPD Limit	Qualifier
---------	--------	----------	-------------	---------------	-------	-----------	-------	-----------	-----------

Microbiological Parameters, Batch B6D3833

Blank (B6D3833-BLK1)

Prepared: 2026-04-23, Analyzed: 2026-04-23

Coliforms, Fecal	< 1	1 CFU/100 mL							
------------------	-----	--------------	--	--	--	--	--	--	--

Total Metals, Batch B6D4059

Blank (B6D4059-BLK1)

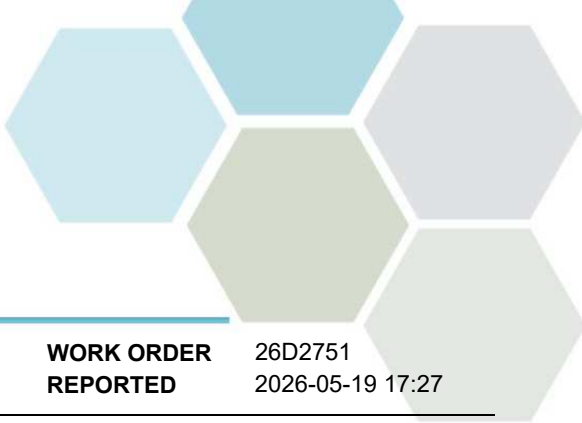
Prepared: 2026-04-26, Analyzed: 2026-04-28

Aluminum, total	< 0.0050	0.0050 mg/L							
Antimony, total	< 0.00020	0.00020 mg/L							
Arsenic, total	< 0.00050	0.00050 mg/L							
Barium, total	< 0.0050	0.0050 mg/L							
Beryllium, total	< 0.00010	0.00010 mg/L							
Bismuth, total	< 0.00010	0.00010 mg/L							
Boron, total	< 0.0500	0.0500 mg/L							
Cadmium, total	< 0.000010	0.000010 mg/L							
Calcium, total	< 0.20	0.20 mg/L							
Chromium, total	< 0.00050	0.00050 mg/L							
Cobalt, total	< 0.00010	0.00010 mg/L							
Copper, total	< 0.00040	0.00040 mg/L							
Iron, total	< 0.010	0.010 mg/L							
Lead, total	< 0.00020	0.00020 mg/L							
Lithium, total	< 0.00010	0.00010 mg/L							
Magnesium, total	< 0.010	0.010 mg/L							
Manganese, total	< 0.00020	0.00020 mg/L							
Molybdenum, total	< 0.00010	0.00010 mg/L							
Nickel, total	< 0.00040	0.00040 mg/L							
Phosphorus, total	< 0.050	0.050 mg/L							
Potassium, total	< 0.10	0.10 mg/L							
Selenium, total	< 0.00050	0.00050 mg/L							
Silicon, total	< 1.0	1.0 mg/L							
Silver, total	< 0.000050	0.000050 mg/L							
Sodium, total	< 0.10	0.10 mg/L							
Strontium, total	< 0.0010	0.0010 mg/L							
Sulfur, total	< 3.0	3.0 mg/L							
Tellurium, total	< 0.00050	0.00050 mg/L							
Thallium, total	< 0.000020	0.000020 mg/L							
Thorium, total	< 0.00010	0.00010 mg/L							
Tin, total	< 0.00020	0.00020 mg/L							
Titanium, total	< 0.0050	0.0050 mg/L							
Tungsten, total	< 0.0010	0.0010 mg/L							
Uranium, total	< 0.000020	0.000020 mg/L							
Vanadium, total	< 0.0050	0.0050 mg/L							
Zinc, total	< 0.0040	0.0040 mg/L							
Zirconium, total	< 0.00010	0.00010 mg/L							

LCS (B6D4059-BS1)

Prepared: 2026-04-26, Analyzed: 2026-04-27

Aluminum, total	4.00	0.0050 mg/L	4.00	100	80-120
Antimony, total	0.0391	0.00020 mg/L	0.0400	98	80-120
Arsenic, total	0.396	0.00050 mg/L	0.400	99	80-120
Barium, total	0.0388	0.0050 mg/L	0.0400	97	80-120
Beryllium, total	0.0387	0.00010 mg/L	0.0400	97	80-120
Bismuth, total	0.0386	0.00010 mg/L	0.0400	96	80-120
Boron, total	0.413	0.0500 mg/L	0.400	103	80-120
Cadmium, total	0.0396	0.000010 mg/L	0.0400	99	80-120
Calcium, total	4.11	0.20 mg/L	4.00	103	80-120
Chromium, total	0.0398	0.00050 mg/L	0.0400	100	80-120
Cobalt, total	0.0398	0.00010 mg/L	0.0400	99	80-120
Copper, total	0.0399	0.00040 mg/L	0.0400	100	80-120



APPENDIX 2: QUALITY CONTROL RESULTS

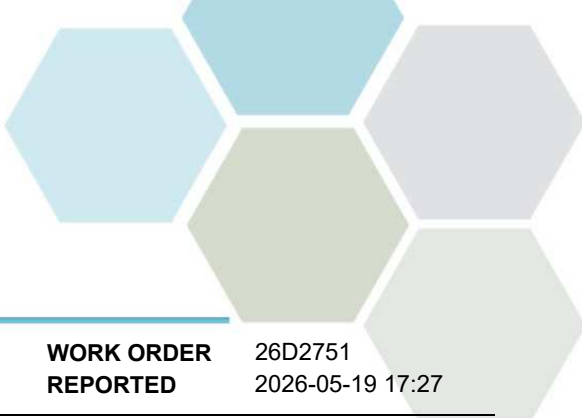
REPORTED TO PROJECT Prince George, City of - Pump Station
Raw Water - PW 652

WORK ORDER REPORTED 26D2751
2026-05-19 17:27

Analyte	Result	RL Units	Spike Level	Source Result	% REC	REC Limit	% RPD	RPD Limit	Qualifier
Total Metals, Batch B6D4059, Continued									
LCS (B6D4059-BS1), Continued					Prepared: 2026-04-26, Analyzed: 2026-04-27				
Iron, total	4.05	0.010 mg/L	4.00		101	80-120			
Lead, total	0.0395	0.00020 mg/L	0.0400		99	80-120			
Lithium, total	0.0389	0.00010 mg/L	0.0400		97	80-120			
Magnesium, total	4.02	0.010 mg/L	4.00		101	80-120			
Manganese, total	0.0404	0.00020 mg/L	0.0400		101	80-120			
Molybdenum, total	0.0395	0.00010 mg/L	0.0400		99	80-120			
Nickel, total	0.0404	0.00040 mg/L	0.0400		101	80-120			
Phosphorus, total	3.98	0.050 mg/L	4.00		100	80-120			
Potassium, total	4.03	0.10 mg/L	4.00		101	80-120			
Selenium, total	0.393	0.00050 mg/L	0.400		98	80-120			
Silicon, total	4.0	1.0 mg/L	4.00		101	80-120			
Silver, total	0.0381	0.000050 mg/L	0.0400		95	80-120			
Sodium, total	4.15	0.10 mg/L	4.00		104	80-120			
Strontium, total	0.0404	0.0010 mg/L	0.0400		101	80-120			
Sulfur, total	39.0	3.0 mg/L	40.0		98	80-120			
Tellurium, total	0.0385	0.00050 mg/L	0.0400		96	80-120			
Thallium, total	0.0395	0.000020 mg/L	0.0400		99	80-120			
Thorium, total	0.0384	0.00010 mg/L	0.0400		96	80-120			
Tin, total	0.0390	0.00020 mg/L	0.0400		97	80-120			
Titanium, total	0.0401	0.0050 mg/L	0.0400		100	80-120			
Tungsten, total	0.0389	0.0010 mg/L	0.0400		97	80-120			
Uranium, total	0.0389	0.000020 mg/L	0.0400		97	80-120			
Vanadium, total	0.0401	0.0050 mg/L	0.0400		100	80-120			
Zinc, total	0.394	0.0040 mg/L	0.400		99	80-120			
Zirconium, total	0.0396	0.00010 mg/L	0.0400		99	80-120			

Total Metals, Batch B6D4253

Blank (B6D4253-BLK1)					Prepared: 2026-04-28, Analyzed: 2026-04-28				
Mercury, total	< 0.000010	0.000010 mg/L							
Blank (B6D4253-BLK2)					Prepared: 2026-04-28, Analyzed: 2026-04-28				
Mercury, total	< 0.000010	0.000010 mg/L							
Blank (B6D4253-BLK3)					Prepared: 2026-04-28, Analyzed: 2026-04-28				
Mercury, total	< 0.000010	0.000010 mg/L							
Blank (B6D4253-BLK4)					Prepared: 2026-04-28, Analyzed: 2026-04-28				
Mercury, total	< 0.000010	0.000010 mg/L							
Blank (B6D4253-BLK5)					Prepared: 2026-04-28, Analyzed: 2026-04-28				
Mercury, total	< 0.000010	0.000010 mg/L							
LCS (B6D4253-BS1)					Prepared: 2026-04-28, Analyzed: 2026-04-28				
Mercury, total	0.00259	0.000010 mg/L	0.00250		103	80-120			
LCS (B6D4253-BS2)					Prepared: 2026-04-28, Analyzed: 2026-04-28				
Mercury, total	0.00239	0.000010 mg/L	0.00250		96	80-120			
LCS (B6D4253-BS3)					Prepared: 2026-04-28, Analyzed: 2026-04-28				
Mercury, total	0.00243	0.000010 mg/L	0.00250		97	80-120			
LCS (B6D4253-BS4)					Prepared: 2026-04-28, Analyzed: 2026-04-28				
Mercury, total	0.00231	0.000010 mg/L	0.00250		92	80-120			
LCS (B6D4253-BS5)					Prepared: 2026-04-28, Analyzed: 2026-04-28				
Mercury, total	0.00248	0.000010 mg/L	0.00250		99	80-120			



APPENDIX 2: QUALITY CONTROL RESULTS

REPORTED TO PROJECT Prince George, City of - Pump Station
Raw Water - PW 652

WORK ORDER REPORTED 26D2751
2026-05-19 17:27

Analyte	Result	RL Units	Spike Level	Source Result	% REC	REC Limit	% RPD	RPD Limit	Qualifier
Volatile Organic Compounds (VOC), Batch B6D4317									
Blank (B6D4317-BLK1)					Prepared: 2026-04-29, Analyzed: 2026-04-29				
Bromodichloromethane	< 0.0010	0.0010 mg/L							
Bromoform	< 0.0010	0.0010 mg/L							
Chloroform	< 0.0010	0.0010 mg/L							
Dibromochloromethane	< 0.0010	0.0010 mg/L							
Surrogate: Toluene-d8	0.0249	mg/L	0.0250		100	70-130			
Surrogate: 4-Bromofluorobenzene	0.0277	mg/L	0.0249		111	70-130			
Blank (B6D4317-BLK2)					Prepared: 2026-04-30, Analyzed: 2026-04-30				
Bromodichloromethane	< 0.0010	0.0010 mg/L							
Bromoform	< 0.0010	0.0010 mg/L							
Chloroform	< 0.0010	0.0010 mg/L							
Dibromochloromethane	< 0.0010	0.0010 mg/L							
Surrogate: Toluene-d8	0.0220	mg/L	0.0250		88	70-130			
Surrogate: 4-Bromofluorobenzene	0.0236	mg/L	0.0249		95	70-130			
LCS (B6D4317-BS1)					Prepared: 2026-04-29, Analyzed: 2026-04-29				
Bromodichloromethane	0.0207	0.0010 mg/L	0.0201		103	70-130			
Bromoform	0.0218	0.0010 mg/L	0.0201		108	70-130			
Chloroform	0.0201	0.0010 mg/L	0.0201		100	70-130			
Dibromochloromethane	0.0215	0.0010 mg/L	0.0201		107	70-130			
Surrogate: Toluene-d8	0.0225	mg/L	0.0250		90	70-130			
Surrogate: 4-Bromofluorobenzene	0.0241	mg/L	0.0249		97	70-130			
LCS (B6D4317-BS3)					Prepared: 2026-04-30, Analyzed: 2026-04-30				
Bromodichloromethane	0.0208	0.0010 mg/L	0.0201		104	70-130			
Bromoform	0.0210	0.0010 mg/L	0.0201		104	70-130			
Chloroform	0.0182	0.0010 mg/L	0.0201		91	70-130			
Dibromochloromethane	0.0218	0.0010 mg/L	0.0201		109	70-130			
Surrogate: Toluene-d8	0.0200	mg/L	0.0250		80	70-130			
Surrogate: 4-Bromofluorobenzene	0.0264	mg/L	0.0249		106	70-130			