

2025 Annual Report





City of Prince George 2025 Annual Report

2025 Annual Report for the year ending December 31, 2025.

The Annual Report is prepared by the communications and finance departments of the City of Prince George, in co-operation with other City departments and the City's two controlled entities: the Prince George Public Library and Tourism Prince George. The annual report is compiled in accordance with Sections 98 and 99 of the *Community Charter*.

Contents

- 4** Message from the Mayor
- 7** Message from the City Manager
- 8** Organizational structure
- 9** 2025 in the spotlight
- 12** Awards and achievements
- 13** Vision, mission, and our values
- 14** Strategic framework
- 16** Strategic pillars
- 17** City government and infrastructure
- 24** Our infrastructure story
- 25** Social health and well-being
- 30** Environmental stewardship and climate action
- 34** Economic growth and diversity
- 38** Financial information
 - 40** Report from the Financial Officer
 - 48** Consolidated Financial Statements
 - 80** Supplementary Financial Information
- 98** Tax exemptions
 - 99** Revitalization tax exemptions
 - 106** Permissive tax exemptions

On September 28, 2025, the City of Prince George's premier sports and entertainment venue turned 30. The CN Centre, formerly known as the Prince George Multiplex, opened its doors for the first time on September 28, 1995. This year's cover page theme honours this exciting milestone for an important facility that welcomes hundreds of thousands of visitors from across northern B.C. every year.



Message from the Mayor

On behalf of City Council, I am pleased to present the 2025 Annual Report for the City of Prince George.



This past year demanded decisive action, and that is what we delivered. Our focus has been clear: strengthen public safety, advance regional partnerships, and ensure Prince George continues to move forward as a resilient and growing northern capital.

Advocacy was not an exercise in words, but in results. In 2025, we renewed our Regional Advocacy Memorandum of Understanding with Lheidli T'enneh, the Regional District of Fraser Fort George, and our provincial and federal partners. Together, we advanced a unified voice on the issues that matter most, including healthcare access, mental health and addictions, public safety, and emergency preparedness, and we were heard.

That work has produced tangible outcomes.

Through sustained and coordinated advocacy across all levels of leadership, the Province announced that Prince George has been identified as one of only two communities in British Columbia to host a new involuntary care facility. This decision reflects the realities faced by our community and reinforces our role as a key service centre for the North.

Closer to home, we took firm action on longstanding public safety concerns. Through a successful application to the BC Supreme Court, the City achieved the closure of the Lower Patricia Boulevard encampment after housing was offered to remaining eligible occupants. Public spaces have been restored, demonstrating that coordinated action between governments and frontline partners can deliver measurable change.

At the same time, we have maintained discipline in how we build our city. Infrastructure decisions are not abstract, they are structural, financial, and lasting.

Drawing on my background in engineering, the Mayor's Office has emphasized the importance of fully understanding how projects are built and what they truly cost before decisions are made. Taxpayers deserve clarity, accountability, and responsible stewardship of public funds.

We have pressed for due diligence, clear reporting, and the willingness to ask difficult questions. While approaches to oversight can differ, the focus has remained on advancing a higher standard of accountability across major investments and strengthening the level of scrutiny applied to public spending.

There is more work ahead. Challenges related to homelessness, addictions, and public safety remain complex and persistent. Our approach will continue to be grounded in practical solutions and sustained advocacy for the tools required to make lasting progress.

Looking forward, the opportunities before Prince George are considerable. Realizing them will require discipline, accountability, and a shared sense of purpose. When we are aligned in that purpose, Prince Georgians can move mountains.

It is and has been an honour to serve this community. I remain confident in our capacity to meet the challenges ahead and to continue building a stronger Prince George with focus, discipline, and resolve.

Simon Yu
Mayor, City of Prince George

City Council 2022 to 2026



1 Councillor
Tim Bennett

2 Councillor
Cori Ramsay

3 Councillor
Trudy Klassen

4 Councillor
Kyle Sampson

5 Mayor
Simon Yu

6 Councillor
Brian Skakun

7 Councillor
Ron Polillo

8 Councillor
Susan Scott

9 Councillor
Garth Frizzell

Council committees, commissions, and boards

Committees, boards, and commissions meet to discuss important issues that affect the City. Some groups form through citizen engagement while others come together through provincial legislative mandate. Three groups have appointed Council member representatives while the

Advisory Committee on Accessibility and Inclusion has two Council liaisons. In 2025, the Standing Committee on Public Safety continued to meet monthly, after being formed in 2024.



Message from the City manager

It's my pleasure to present the 2025 Annual Report for the City of Prince George. This report provides us with an opportunity to celebrate all that we have accomplished over the past year while looking to what's on the horizon in the years ahead. With our corporate work plan and long-term strategic plans top of mind, City staff carry out a wide variety of initiatives and programs, on top of the services we offer daily, with the goal of creating a more diverse, progressive, and vibrant community.



In 2025, the City remained committed to working closely with our partners to improve health and public safety initiatives for people across the region. Together with the Lheidli T'enneh First Nation and Regional District of Fraser-Fort George, we worked on joint advocacy to the provincial and federal governments, emergency preparedness initiatives, and improved regular communication between staff and elected officials from all three organizations. These relationships are invaluable as we know we are stronger when we represent our region together.

Every year I have the privilege of being in the city manager role feels exceptionally busy, but 2025 was notable in many ways. Aging infrastructure remains top of mind, with several initiatives moving forward including planning for the Aquatic Centre renovations and the creation of a new stormwater utility fee. Council and administration face the difficult job of maintaining an enormous amount of critical infrastructure, bringing forward new projects, and balancing fiscal restraint during tough economic times.

In the following pages you'll see more about what we achieved in 2025, from capital projects to our grants program, economic development, IT services improvements and more, but a few highlights worth mentioning are:

- The updated Official Community Plan (OCP) was approved after several rounds of revisions, multiple public hearings, and two years of engagement with the community.
- The City won two awards at the North Central Local Government Association conference in Prince Rupert:

Environmental Stewardship (for natural asset management) and Economic Development (for creating the BC Hydrogen Hub).

- Prince George accomplished 104% of its year-one provincial housing target order goal, which began on August 1, 2024.
- The City saw another record-breaking year for building permits with 431 permits issued for a value of more than \$314 million.
- Amazing facility improvements at Connaught Hill Park and Lheidli T'enneh Memorial Park were completed for the community to enjoy.
- The 2025 Special Olympics BC Summer Games saw more than 800 athletes compete in Prince George in July.
- The City was successful with its application to the BC Supreme Court to close the Lower Patricia Boulevard entrenched encampment.

As always, I'd like to take this opportunity to thank City staff for their ongoing dedication to serving our community with excellence. I also extend my appreciation to our Mayor and Council for their leadership and collaboration. I'm proud of the work that we do as a local government to provide services and programs that benefit all of us living in Prince George.

Walter Babicz, City Manager

Organizational structure





2025 in the spotlight

It was another big year for the City of Prince George with a number of newsworthy items providing a spotlight on the City. Here are some highlights:



THE AMAZING RACE CANADA COMES TO TOWN

In May 2025, film crews descended on Prince George to film episodes for season 11 of The Amazing Race Canada. The episode aired in August and featured Mr. PG in various ways (he even handed out clues to the contestants!).

We loved showcasing our facilities like the Aquatic Centre and Connaught Hill Park, landmarks, and community spaces, and seeing our neighbors on TV.



INSIDE CITY LIMITS

The City partnered with local TV show CKPG Today for a new monthly segment, Inside City Limits! The feature airs on or near the 15th of each month and started in July 2025. The segment is a behind-the-scenes look at day to day operations at the City. 2025 features included:

- Learn how Prince George's water system works with water pump foreman, Cheyenne Magee.
- Learn about the BCSSA provincial championships with aquatic coordinator, Bethany Worthington.
- Fur, feathers, and a few surprises: how animal control works in Prince George with animal control officer, Laurie Mark.
- Highlighting the importance of fire prevention with fire prevention captain, Andrew Zielinski, and fire prevention inspector, Kevin Gunning.
- Meet the new drone flying for the City of Prince George and how it works with engineering technologist, Ben Koops.
- Go behind the scenes with a zamboni driver at the Kin Centre with facility operator Jessica Caron.



BC SUMMER GAMES AND SPECIAL OLYMPICS BID

The 2025 Special Olympics BC Summer Games were held in Prince George in July. The event showcased inspiring athletes with intellectual disabilities and dedicated volunteers and supporters from Prince George and across the province. Over two days of competition, more than 800 Special Olympics BC athletes achieved countless moments of pride and inspiration in 10 sports across Prince George. Shoutout to the more than 900 games volunteers that made the events possible.

Prince George was also shortlisted for the 2030 Special Olympics Canada Summer Games and in October hosted the selection team for site visits. The City learned the bid was not successful in spring 2026, due to Kelowna being awarded the 2028 Special Olympics Canada Winter Games. Organizers are avoiding back-to-back events in one province and reopened the bidding process. It's not all bad news: \$500,000 that was being held in the Major Events Reserve Fund pending the success of the bid is now available for staff to immediately start bidding on other exciting opportunities.

CITYFEST BRINGS THE CROWDS

In May 2025 the City held a spring engagement event as part of Local Government Awareness Week.

The first CityFest event took place at Canada Games Plaza. Residents were invited to join Mayor and Council for an afternoon of food, facts, and interactive opportunities to connect with the services that support and strengthen the city. Approximately 500 people turned out to the event to learn more about local government, play some games and have some fun. CityFest returns in 2026.



FIRES

It was a particularly busy year for the Prince George Fire Rescue crews with several high-profile fires attracting media attention from across the province and the country. In June 2025, Fire Chief Bryan Burleigh took over the role from Cliff Warner, who retired after 30 years of service.

In January there was a commercial structure fire on the corner of Fourth Avenue and Dominion Street. The fire at the former location of City Second Hand store meant the city closed surrounding roads, with five trucks and about 25 firefighters on scene, along with bylaw and RCMP. Employees and residents of nearby buildings were evacuated. There was minor smoke and water damage to the adjacent Croft Hotel.

One of the largest fires of the year was at the Killoren Crescent Boardwalk Apartments and resulted in 24 of the 57 units having fire, smoke or water damage. A total of



19 firefighters from four halls responded at 5:40 a.m. on May 22 and assisted with resident evacuation.

In August crews from four halls were on scene for more than 12 hours at Spotless Uniform and Linen in the Hart. The fire caused approximately \$1.9 million in damage.

On September 5 a fire burnt down the popular downtown business CrossRoads Brewing & Distillery.

Less than a month later on September 28 there was a major fire at the Nechako Bottle Depot on First Avenue.



PLAYGROUND OPENING

The new and improved playground at Lheidli T'enneh Memorial Park opened with a special grand opening celebration on November 7. Kids from nearby daycares were on site to try out the new equipment and it's safe to say it was a success!

The new playground pays tribute to many local landmarks including the Little Prince Train, the Nechako and Fraser rivers, Mr. PG, and the classic fire engine that was a feature of Lheidli T'enneh Memorial Park for decades.

Local media were all on hand at the grand opening eager to try the equipment out for themselves!

ENCAMPMENT

The City filed a claim in the BC Supreme Court to close the Lower Patricia Boulevard encampment in February. The hearing was successful and site remediation started in September.

The City also began the work of establishing a structured temporary overnight shelter area, in accordance with the Court Order. Efforts in the second half of 2025 included ongoing clean-up, fire mitigation, construction of access routes and fencing, and the removal of abandoned structures, while City staff and BC Housing continued to connect occupants with indoor shelter and housing options.

ADVOCACY WORK

There was a spotlight on advocacy work in 2025, with all members of council attending various meetings with provincial and federal ministers over the course of the year, plus bolstering the relationships with the Regional District of Fraser-Fort George and the Lheidli T'enneh First Nation.

At the Union of BC Municipalities (UBCM) in September Council and staff advocated for solutions to issues affecting Prince George and the region, including a care facility to support people with complex mental health and addictions, support for local governments that provide medical services, and stricter bail conditions and sentencing for repeat and violent offenders.

On the final day of the UBCM convention in Victoria, Premier David Eby announced that Prince George has been identified as one of two new locations for involuntary care facilities to support people facing complex mental health and addictions challenges.



Awards and achievements

The City successfully completed a WorkSafeBC Certificate of Recognition (COR) audit for 2025 with a score of 91 per cent. The COR certification is awarded to employers who are dedicated to proactively improving workplace safety. An external auditor highlighted the City's strong commitment to health and safety that was demonstrated by all levels of the organization. The greatest reward for COR certified organizations is the reduction in accidents and injuries to staff in the workplace.

The City won two awards at the North Central Local Government Association

conference in Prince Rupert: Environmental Stewardship (for natural asset management) and Economic Development (for creating the BC Hydrogen Hub).

At the Lifesaving Society - BC & Yukon Branch annual general meeting, the City won:

- Highest participation award in National Lifeguard Programs for a population of 50,000 to 100,000 residents.
- Highest participation in Bronze Programs for a population of 50,000 to 100,000 residents.



Vision, mission, and values

A diverse, progressive, and vibrant provincial centre with accessible opportunities, a strong and stable economy, and an enviable quality of life. Along with our regional neighbours, we are leading the way to a strong and prosperous future. We grow by attracting and celebrating innovative people, businesses, and organizations.

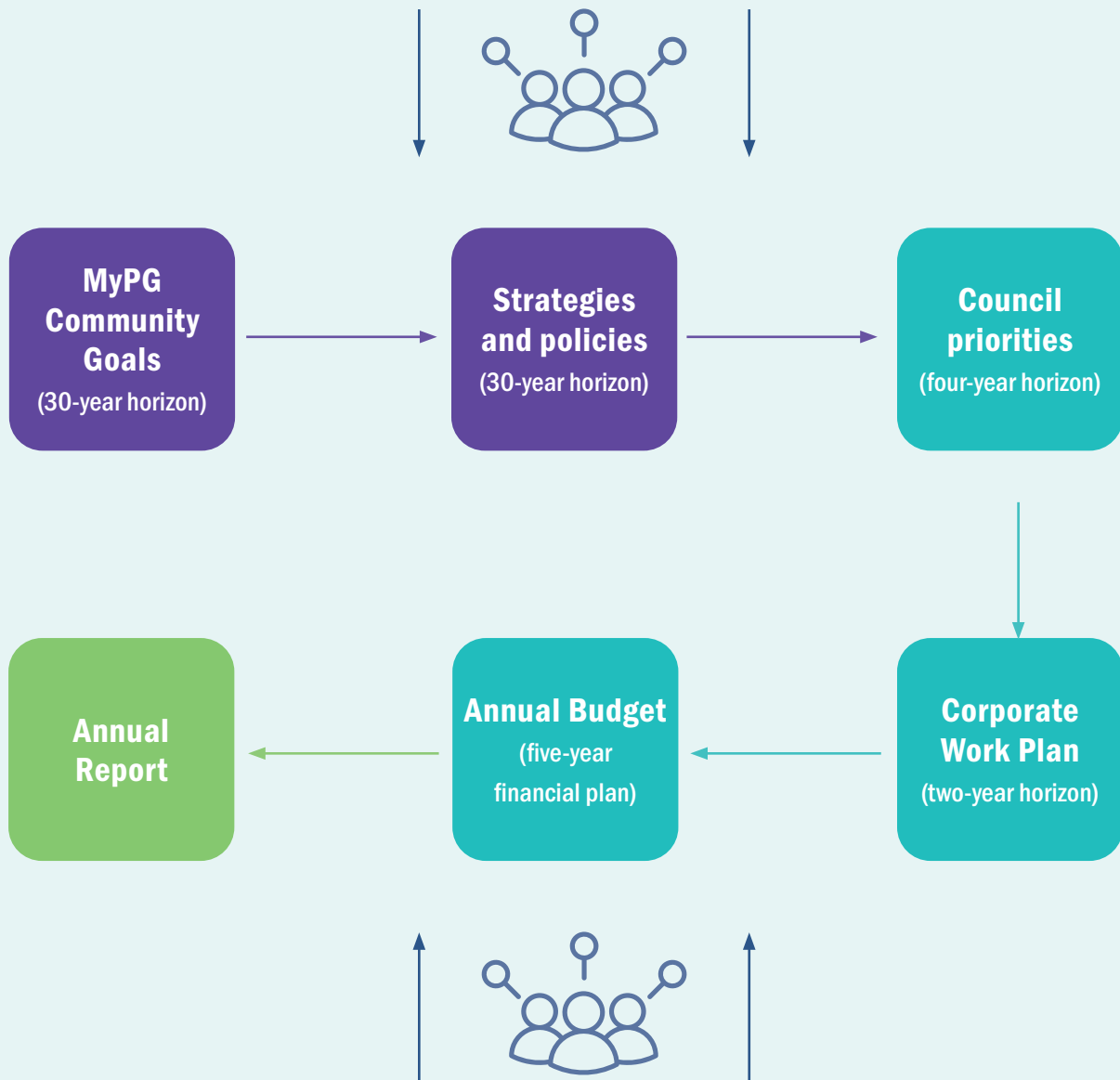
OUR VALUES

- Civic pride
- Inclusivity
- Integrity
- Accountability
- Optimism
- Resilience
- Vitality
- Transparency



Strategic framework

Community engagement



Community engagement

Strategic planning framework

Community engagement informs each step of the strategic planning process. Without regular input from residents and partners, this framework would not be successful in accurately representing the City's goals and long-term vision.

MyPG Community Goals (30-year horizon)

Planning at the City of Prince George is based on an integrated community sustainability plan, known as myPG, that was completed in 2010 and subsequently incorporated into a strategic framework the following year. The myPG plan for a sustainable and prosperous community captures the results of extensive public and stakeholder engagement that created a shared vision of the long-term future of Prince George. myPG was originally organized around four pillars: social development, the environment, economic development, and City government and is intended to improve alignment of the entire community's efforts to achieve its shared vision of a sustainable future.

Strategies and policies (30-year horizon)

Strategies defining how to achieve the community's goals comprised part two of the myPG planning process. The strategic directions reflect principles of sustainability by being integrative (i.e., they incorporate action in many disciplines) and long term. Each one will be most successful when the City, partner organizations, and individual community members contribute together.

Council priorities (four-year horizon)

The City retained the original myPG pillars but refined the titles as follows: city government and infrastructure, economic diversity and growth, social health and well-being, environmental stewardship and climate action.

In conjunction with the election cycle, Council priorities are established every four years and reviewed annually. They reflect Council's consideration of how the City can contribute to long-term community goals and strategies established during the myPG planning process, extensive and ongoing engagement with community members, a review of recent actions and

measures associated with each of them, as well as the identification of opportunities to enhance what is working well and address areas requiring improvement. Council's priorities are established during a facilitated workshop. Priorities provide high-level, strategic direction and help inform decision-making.

Corporate Work Plan (two-year horizon)

The Corporate Work Plan is updated biannually following Council's approval of the Strategic Plan. It identifies the specific actions administration will undertake to address Council's priorities. Council receives information about Corporate Work Plan activities through staff reports at open Council meetings.

Annual Budget (5-year financial plan)

The City's Financial Plan aligns with its Strategic Plan and Corporate Work Plan and reflects the revenue generated from and the cost of delivering its services. As required by the Community Charter, a process of public consultation precedes finalization of the budget.

Annual Report

The City's Annual Report includes audited financial statements, a list of permissive tax exemptions, and highlights progress made to address Council's priorities in the previous year. The report also includes information about goals and objectives for the upcoming year.

Strategic pillars

Our four strategic pillars:

City Government and Infrastructure



Social Health and Well-Being



Environment Stewardship and Climate Action



Economic Growth and Diversity





City government and infrastructure

myPG Goals

- Sustainable infrastructure
- Sustainable fiscal management
- Organizational excellence
- Healthy workplace
- Effective governance

2025 workplan priorities



✔ Complete

- Improved accessibility at City facilities including City Hall and Two Rivers Gallery thanks to recommendations from a Rick Hansen Foundation accessibility assessment. Improvements include new contrasting nosing strips and tactile pads on stairs and ramps, upgrading exit signs, installation of accessible door hardware, grab bars, and an automatic door opener.
- Updated GIS to identify City-owned parcels on the PG Map platform to inform strategic decisions on the disposition and acquisition of land. Staff are creating an internal land inventory list for Council consideration in 2026.
- Completed the CN Centre building envelope upgrade design. Council authorized staff to move forward with an alternate approval process to borrow \$15.86 million in 2026. If approved, construction would begin in 2027.
- Completed civic facilities projects including:
 - Kin Centre refrigeration, heat recovery, and dehumidification construction. Formal training sessions are planned for early 2026.
 - Seasonal repairs at the Canfor Leisure Pool. Staff are now working with legal to close out the contract.
 - Former Four Seasons Pool site parking lot improvements, including RV parking, lighting, and landscaping.
- Continued implementation of the Integrated Stormwater Management Plan (ISMP). In September, Council directed staff to start charging a stormwater utility fee on all properties on January 1, 2027, at less than the full funding level with phased increases over two years to reach the full funding level needed to maintain the stormwater infrastructure network. The ISMP also identified stormwater infrastructure priorities in the 2025-2029 capital plan.
- Renewed the Official Community Plan (OCP). The 2025 OCP bylaw was approved by Council on October 20, 2025. Notable changes to the plan thanks to residents' feedback include:
 - Maintaining Ginter's Meadow and removing the future road connection between 18th and 22nd Avenues.
 - Reducing the Urban Containment Boundary to support the City's existing infrastructure and neighbourhoods.
 - Adapting to and mitigating climate change to minimize negative climate-related impacts on human safety and health and well-being, including policies that encourage new development to maintain adequate access to interface areas for fuel treatments and fire suppression.
 - Prioritizing food security by carrying over nine policies from the 2011 OCP to support agricultural and food systems planning.
- Implemented a range of two-way engagement methods to connect with the community and hosted two significant engagement events in 2025. Staff executed a spring 2025 event, CityFest, which was very well attended and a fall 2025 budget event at the Pine Centre Mall. A 2024 enhancement request to hire an coordinator specialist was also supported by Council.
- Streamlined the employee onboarding process by adopting online process that minimizes the requirement to return physical paperwork to human resources.

🔄 Ongoing

- Modernizing downtown parking continues in 2026. A consultant supported broader downtown parking work in 2025, with reports delivered to Council in July and September. Bylaw updates are now being drafted. Free time limits in the hospital and downtown zones have been aligned, and further parking changes are under review.
- Moving forward with plans for a new fire training centre. A consultant identified specifications of land needed and project phasing in 2025. The City continues to explore options.



- Upgrading the Prince George Aquatic Centre mechanical system and building envelope. Pre-construction destructive testing took place in 2025 ahead of the pool closing for the two-year project on January 1, 2026.
- Establishing the scope and budget for future PG Playhouse rehabilitation work. Design is targeted to begin in 2028. Feedback on facility investment priorities are being reviewed in the context of the Civic Facilities Master Plan later in 2026.
- Considering options and budget to upgrade the Little Prince Train storage shed. New shed design and options are currently underway, in conjunction with discussions with the Exploration Place.
- Moving forward with the Civic Core District Plan. Since January 2025, City staff and key representatives from cultural and ice facilities have been regularly engaging to determine the path forward for the next phase of consultation and research. The City is developing a business case in 2026 to outline the feasibility of mixed-use housing, a performing arts centre, an ice arena and a flex space within City-owned lands in the Civic Core District area.
- Advancing the Downtown Strategy. Council has directed staff to return with a report on how to operationalize recommendation four in the Downtown Strategy, which focuses on transforming the area into a thriving arts, entertainment, and cultural hub in 2026.
- Implementing multi-year protective services staffing and resource plans to ensure policing and Fire Rescue resources meet the needs of our growing city:
 - Six new police service personnel and five new Fire Rescue personnel were approved in 2025
 - One additional relief firefighter was approved in 2026

- Improving response times and customer service in the planning and development department. Staff reviewed internal processes and implemented new software, including a land use application online portal which launched in 2026.
- Migrating City records to SharePoint to improve records management, speed up document searches, and make information easier to organize and access. This is collaborative work between all departments and IT to reduce file storage on network drives with a scheduled notice for records removal. This is ongoing work that will continue to create efficiencies in operation.
- Updating the preventative maintenance program for all Civic facilities, with a goal of reducing service call response times. Staff are updating equipment inventory, program requirements, and assessing program resource needs. Program schedules are being implemented for various building systems, with critical schedules now complete. Work continues in 2026 with non-critical equipment and developing a Cityworks process to track program performance.
- Supporting excellence in project management through the project management series staff development program. Cityworks for Project Management training is underway in 2026 as well as regular capital project updates. A review was done in 2025 to coordinate pursuing grant funding most effectively that warrant the resources.
- Continuing to pursue infrastructure grant funding opportunities to offset capital expenditure budgets that prioritize infrastructure reinvestment needs and consider life cycle costing benefits.
- Engaging the Lheidli T'enneh First Nation in the development of shared initiatives, including advocacy, aimed at meeting the needs of both governments and the communities they serve. Joint advocacy and engagement between organizations continues in 2026.
- Establishing urban reservation lands with Lheidli T'enneh First Nation as required by the additions to reserve process for two parcels of land: 150 Brunswick Street (nation's administrative office) and 355 Vancouver Street (House of Ancestors). A draft service agreement is being reviewed.
- Developing a strategy to implement the United Nations Declaration on the Rights of Indigenous Peoples and maintain and strengthen the City's relationships with the Lheidli T'enneh First Nation and urban Indigenous service providers. Work continues to advance intergovernmental files.

Public engagement

During 2025 budget deliberations, Council approved the addition of an engagement coordinator for the communications division, which furthered their direction in 2024 to increase public engagement opportunities for residents. In 2025, the City continued to expand and strengthen its approach to community engagement, supporting informed decision-making across a range of projects, plans, and initiatives. Engagement activities were designed to provide accessible, inclusive opportunities for residents to share their perspectives and help shape City priorities.



Engagement at a glance

<p>22 engagement events hosted across 20 city departments</p>	<p>Expanded use of survey formats and tools, including paper surveys and interactive online mapping</p>
<p>2,084 residents attended engagement events in person</p>	<p>Held our first CityFest event, collaborating with 20 city departments and connecting with 500 community members</p>
<p>5,121 survey responses across all projects</p>	<p>The communications team expanded to include a public engagement coordinator to plan, supervise, and grow civic engagement</p>
<p>16,300 GetInvolved website visits</p>	



What we heard

Across projects, several consistent themes emerged:

- A desire for safe, well-maintained infrastructure, particularly for walking and cycling, gathered through the Active Transportation Plan engagement process
- Strong interest in practical, visible improvements that can be implemented in the near term
- The importance of clear communication and transparency in how decisions are made and how results are used in decision making
- Ongoing feedback related to downtown conditions, accessibility, and safety gathered across all projects, particularly the budget 2026 engagement



Continuous improvement

In 2025, the City continued to refine its engagement approach by:

- Increasing accessibility through multiple participation formats
- Improving reporting to clearly show how feedback is used
- Expanding outreach to meet people where they are, with a broader goal to reach a more diverse cross-section of the community


These efforts support a more consistent and transparent engagement process, helping ensure community perspectives are meaningfully considered in City planning and decision-making.

2025 Capital projects



Work was completed at **Ferguson Lake Nature Reserve** in April to remove and replace the old support posts and boardwalk, which improved the safety of the trail system.

A new pergola, accessibility features, and updated gardens at **Connaught Hill Park** opened in the summer for the community to enjoy.



The **Tabor streetlight replacement project** began to replace aging streetlight infrastructure between 15th Avenue and 1st Avenue with a project budget of approximately \$2.5 million.



The **washroom next to the Jumpstart Multisport Court** and lacrosse box was upgraded to improve accessibility for parks users.

Field lighting and bleacher upgrades at **Freeman Park and Spruce City Stadium**.

The brand new **Lheidli T'enneh Memorial Park playground** was completed and opened to the public.



A new skylight was installed at the **Prince George Public Library downtown** location. The original skylight was installed in the 1980s and started causing internal problems for the library.

Kin Centre refrigeration upgrades were completed. New ammonia chillers, cooling tower, and a heat recovery system have been installed.

Phase one of refrigeration **upgrades at Elksentre Arena**.

Several projects were completed in utilities in 2025, improving system redundancy, capacity, and long term resilience:

The John Hart Bridge forcemain project –

The new **1.3 km sewer pipeline** runs from the pump station on Tomlin Road to the forcemain at the intersection of Highway 97 and 5th Avenue and services all properties north of the Nechako River to provide system redundancy and allow isolation of leaks on the existing line.

Boundary Road reservoir –

Construction of a new **4.546 million litre reservoir** serving the airport light industrial area. The new facility supplements the existing 3.14 million litre Gunn Road reservoir, improving fire flow, pressure, and system reliability.

Wastewater Treatment Centre (WWTC) re roofing – Completed phase two of the project.

WWTC biosolids cover –

Construction of a new **tension fabric building** to protect biosolids from precipitation. The cover reduces odour, lowers moisture content, and decreases annual hauling and disposal costs.

Sanitary main relining –

Inspection and relining of 3,992 m of sanitary mains, extending asset life by approximately 50 years and improving hydraulic performance.

Storm main relining –

Inspection and relining of 3,920 m of storm mains, providing similar 50 year life extension and improved system function.

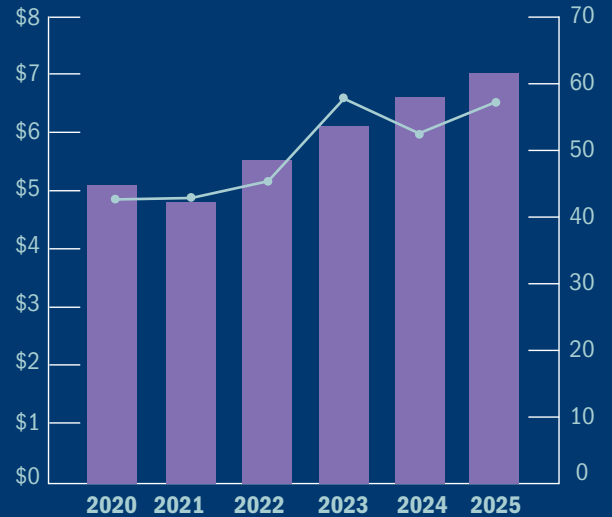
The City continued its commitment to renewing aging water infrastructure and responding to system failures efficiently:

- **Watermain replacement –**
Approximately 420 m of 100 mm and 150 mm asbestos cement watermain was replaced with new 300 mm PVC, improving flow and pressure in the area.
- **160 water service repairs**, of which 117 were full water service repairs.
- **11 hydrant replacements**
- **5 system valve replacements**
- **14 watermain breaks repaired**
- **Targeted upgrades across multiple pump stations and facilities**



Roads projects

Road rehabilitation



Annual capital paving expenditures in \$millions Lane kilometers paved



Sidewalk projects

5,077 lineal metres
of sidewalk rehabilitated

820 metres
of new concrete sidewalk installed

Our infrastructure story

Local governments spend more on infrastructure than anything else. It's a simple word that captures so much of what we use every day. While ageing infrastructure is an issue for every municipality, our population history, the city's geographic expansion, and the infrastructure that came with physical growth created conditions that are unique to Prince George. Our city's land area grew by 6,309 per cent between 1915 and 1995. The period of growth and population expansion was so significant

that much of our current infrastructure dates from before 1980. Slowly, but surely, we've been repairing and replacing old assets but there's still lots of work to do and inflation continues to drive the cost of construction up by about five percent each year. In 2013, Council created a General Infrastructure Reinvestment Levy to address the gap between investments needed and the available budget.

Approximate replacement value of civic infrastructure

\$5 billion

55

City-owned civic buildings totaling

154,000 m²

Total underground infrastructure

1,981 km

(that's nearly the same distance from Prince George to Winnipeg!)

Water pipes

827 km

Sanitary sewer pipes

717 km

Stormwater drainage pipes

445 km

Downtown Renewable Energy System:

7 km connected to **12** buildings

- Canfor Leisure Pool
- City Hall
- Conference and Civic Centre
- George Street Parkade
- Kopar Memorial Arena
- Law courts
- Plaza 400
- Prince George Public Library
- Ramada Plaza
- RCMP Detachment
- Two Rivers Art Gallery
- Wood Innovation and Design Centre

Road lane kilometres
1,556

1,316 lane km paved
240 lane km gravel

Streetlights
4,778





Social health and well-being

myPG Goals

- Affordable, accessible housing
- Clear identity and pride
- Cultural richness
- Equity and inclusion
- Health and wellness
- Safe environment
- Supported and engaged community

2025 workplan priorities



✔ Complete

- Advanced the 1st Avenue health and housing project. Land for phase two was provided by the City to BC Housing, construction is nearly finished, and the new units are expected to be ready for occupancy by June 2026.
- Continued annual upgrades of municipal streetlights to improve safety in the community. In 2025, 89 post tops and 150 Davit lights were replaced with LED.
- Continued annual age-friendly and accessibility upgrades at parks and along trails and sidewalks. The roads division built 820 metres of new sidewalk, rebuilt 1,987 metres of concrete sidewalk, and rebuilt 3,090 metres of asphalt sidewalk. Crews also installed 70 new wheelchair ramps.
- Advocated for Prince George to host a secure psychiatric care facility. In September 2025, Premier David Eby announced that Prince George has been identified as one of two new locations for involuntary care facilities to support people facing complex mental health and addictions challenges.
- Established a Citizen Recognition Program. The Medal of Excellence and Good Citizenship award opened for nominations in February 2026.
- Redeveloped the Lheidli T'enneh Memorial Park playground. The playground opened in November 2025, under budget and on time with the estimated fall completion date. The new playground pays tribute to many local landmarks including the Little Prince Train, the Nechako and Fraser rivers, Mr. PG, and the classic fire engine that was a feature of Lheidli T'enneh Memorial Park for decades.
- Transitioned entrenched encampments to more appropriate forms of housing and mitigated related impacts. The City filed a claim in the BC Supreme Court to close the Lower Patricia Boulevard encampment in February 2025. The hearing was successful and site remediation started in September. In April 2026, a temporary overnight sheltering model took effect at the former Lower Patricia Boulevard Encampment site as all entrenched residents named in the court case found alternate housing.

- Hosted a consultation with seniors' organizations to determine allocation of funding. In response to strong advocacy from seniors' organizations and the community in 2025, Council approved new funding for seniors' centres. Beginning in 2026, \$50,000 will be allocated annually to six seniors' organizations in Prince George.

↻ Ongoing

- Reviewing access to public washrooms. A report was received by Council providing updates to the cost estimates from the 2019 Downtown Public Washroom Access report, as well as outlining current downtown washroom facilities, and comparing availability with similar municipalities in 2025. A public survey was conducted which received more than 1,500 responses. Council directed staff to proceed with planning a preferred approach for consideration during the 2027 budget cycle.
- Engaging the RCMP and provincial government in understanding the City's community safety priorities. The province is changing the Police Act to create new municipal safety officers to take on detention guard duties and ensure independent oversight. Staff are watching these changes for challenges and opportunities.
- Advocating to the province for an emergency support services (ESS) service agreement to support regional wildfire evacuation. Work continues on a potential location for a new long-term regional evacuation and training centre.
- Creating a comprehensive Arts and Culture Policy. Staff met with local arts, culture, and heritage leaders to identify next steps for developing the strategy.
- Developing a plan for the East Queensway neighbourhood that repurposes the area for community use, creates a trail connection to the riverfront, and achieves other community goals. Riverfront vitality strategy planning continues in 2026.



More highlights

- Council signed a statement of support for the Human Trafficking Prevention Network of BC in March and was the first local government to join the network.
- The City hosted the first annual Be Ready emergency preparedness information event with local partners at Pine Centre Mall.
- A new program to help homeowners reduce the risk of wildfires was launched. Through the FireSmart BC Wildfire Mitigation Program residents can get a free visit from a wildfire expert who will assess their home and yard and provide personalized tips to make their property safer.
- The City made updates to the Extreme Weather Response Plan to promote opening warming centres earlier in the season to protect vulnerable residents.
- Several summer events were hosted for the community to enjoy while promoting some of the City's premier parks and civic facilities including Canada Day, Concert in the Park, Music at the Pavilion, the Kids in PG Parks passport program, and Foodie Fridays.

Supporting not for profits

Funding was made available for registered not-for-profits through the myPG Community Grant, Limited Duration 2 Year Operating Grant, Quick Response (MICRO) Grant, Capacity Building Grant and SportPG Hosting Grant. Each grant stream was updated in 2025 as part of the City's annual grants review process, including feedback from not-for-profits.

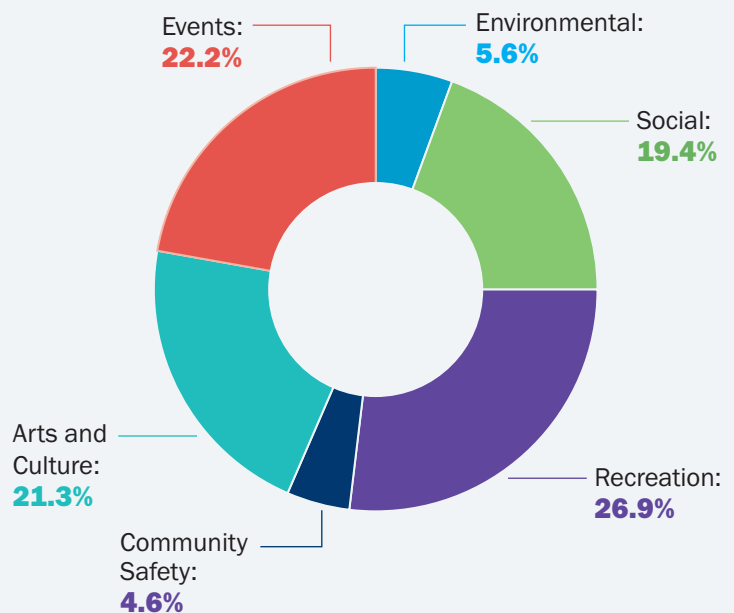
\$458,346

In grant funding was invested in our community in 2025.

108

organizations, community projects, and events were funded.

Breakdown by area





Encouraging and enabling physical activity

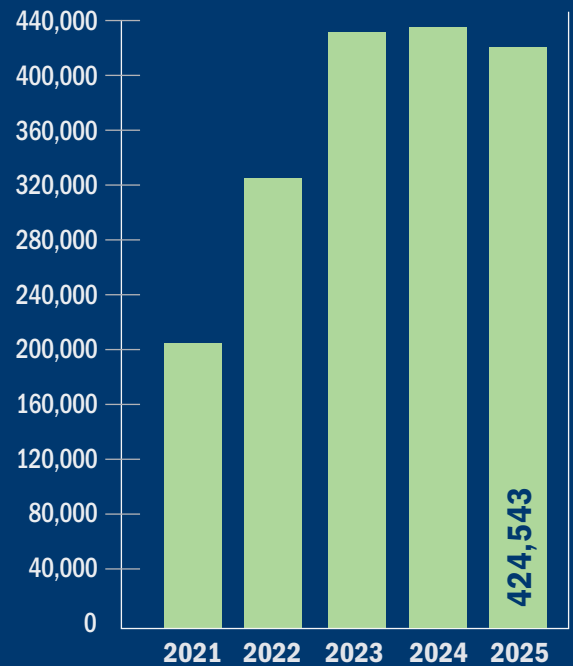
The goal of the Leisure Access Program is to improve quality of life and decrease the level of inactivity for low-income households through access to publicly funded leisure services. The City receives applications from clients and referral agencies. In 2025, 944 residents on the Leisure Access Program visited Prince George's pools more than 20,000 times.

In 2025, 35 user groups and dozens of private users booked 16,266 hours of ice/dry floor time in City arenas. In November and December, two new skating programs were added and existing programs were expanded:

- 2,192 public skating users
- 138 parent and tot users – new program
- 150 stick and puck users – new program
- 338 drop-in hockey users – two additional ice times added

Parks, sports fields, outdoor facilities, and school gymnasiums were booked for more than 18,000 hours by more than 200 different user groups in 2025. 185 programs, special events, and recreation opportunities were offered by six community associations in 2025.

Visits to the Aquatic Centre and the Canfor Leisure Pool



10,455 U-Pass visits

(UNBC and CNC students) to the Aquatic Centre and the Canfor Leisure Pool in 2025.

Prince George Public Library

57,505 library card holders	719,158 total number of items loaned	195,873 library visits	376,059 library website visits
1,306 public events/ programs	20,075 physical volumes added to the shelves	46,478 total reference queries	31,932 total wireless internet sessions





Environmental stewardship and climate action

myPG Goals

- Clean air
- Clean water
- Green city, green practices
- Green energy
- Reduce carbon emissions and adapt to climate change
- Reduce waste

2025 workplan priorities

✔ Complete

- Purchased and operationalized a second structural protection unit (SPU) trailer. SPUs contain important equipment like pumps, hoses, sprinklers, and water delivery attachments for defending structures and other sites against wildfires.
- Managed existing green assets in Prince George, including the community's tree canopies and parks. A new Community Wildfire Resiliency Plan (CWRP) was reviewed and prepared by registered professional foresters and included public consultation in 2025. The plan guides future fuel management activities and other wildfire protection measures over the next five years. A new fuel management prescription is being developed for high-risk areas west of UNBC (Shane Lake), pending grant funding through the Union of BC Municipalities.



🔄 Ongoing

- Updating the Climate Mitigation and Adaption Plan for 2026-2030. The City used its existing plan to create the Climate Forward Implementation Strategy (2021-2025), which outlines actions, funding sources, and responsible departments. Internal review of the update runs through early 2026.
- Promoting active transportation and public transit. As part of the Province's \$85 million investment to improve transportation links in nine communities, the City is studying a potential pathway between the Cameron Street Bridge and the Northwood Road intersection. Staff are working with the Ministry of Transportation and Transit on the final design, expected to be completed in 2026. The City also launched the Active Transportation Plan update project in July 2025 to guide the development of infrastructure and programs that support safer, more accessible, and more convenient travel options for people of all ages and abilities—whether on foot, by bike, using a wheelchair, or by scooter. The plan is expected to be complete in 2026.

More highlights:



The green team at the Conference and Civic Centre had success thanks to food and beverage partnering with the Second Harvest Program:

\$9,953.62

value of donated food

5,915 kg

of greenhouse gases diverted

2,413

meals provided

2,144,990 liters

of water saved

At the annual Spring Clean Up event, more than 90 teams participated representing more than 2,200 people.

In total,

5,830 kilograms of litter

was picked up from parks, trails, and streets.

FUN FACTS

The city has:



370 parks

and open green spaces totaling

19 km²



202 km

of sidewalks

91 km

of trails

15 km

of walkways



562.1 km

of cycling routes

(including bike lanes and trails)



64%

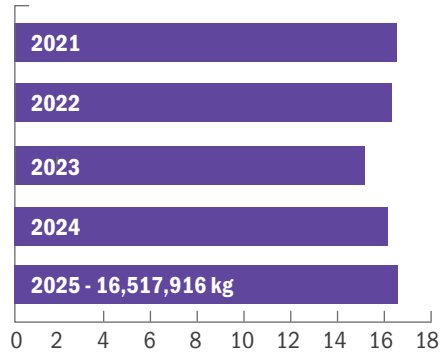
of the city is covered with trees



Garbage

The City's curbside garbage collection program served 26,846 properties in 2025.

Total garbage collection
(in millions of kilograms)



Average annual garbage collected per household:

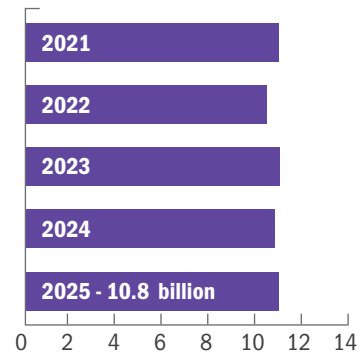
615 kg



Water

Prince George sources its drinking water from underground aquifers that are tapped by six wells. Water is stored in 16 reservoirs and distributed via more than 800 kilometres of distribution pipes.

Annual water production and consumption in billions of litres



Average daily water consumption per capita

405 litres



A City bus travels an average of

504 km
per day

4,524
boardings
per day





Economic growth and diversity

myPG Goals

- Diversified and vibrant economy
- Employment diversity and accessibility
- International connections
- Sustainable business

2025 workplan priorities

✔ Complete

- Bid for the 2030 Special Olympics Canada Summer Games. A comprehensive bid package was developed and submitted. Special Olympics Canada visited the city in October 2025. The City learned the bid was not successful in spring 2026, due to Kelowna being awarded the 2028 Special Olympics Canada Winter Games. Special Olympics Canada is avoiding back-to-back events in one province.
- Hosted the 2025 Special Olympics BC Summer Games. The 2025 Special Olympics BC Summer Games were a massive success with more than 800 athletes, 300 coaches and mission staff, and 900 volunteers.

🔄 Ongoing

- Attracting and retaining professionals, businesses, and entrepreneurs to Prince George and pursuing new industries. The City is updating its five year economic development strategy to focus on attracting investment in key sectors such as energy, manufacturing, and transportation. Resources for investment attraction have been refreshed, and promotion through international networks continues. The Move Up Prince George program also supports employers by promoting the community to professionals needed for key roles, highlights from 2025 include:
 - 6.8 million impressions led to 159,000 clicks to the Move Up Prince George website from job seekers in key markets.
 - Poster ads at key Skytrain and bus stations in Vancouver – including during the weekend that Taylor Swift's concert was in town. TransLink reported 1.9 million journeys that weekend!



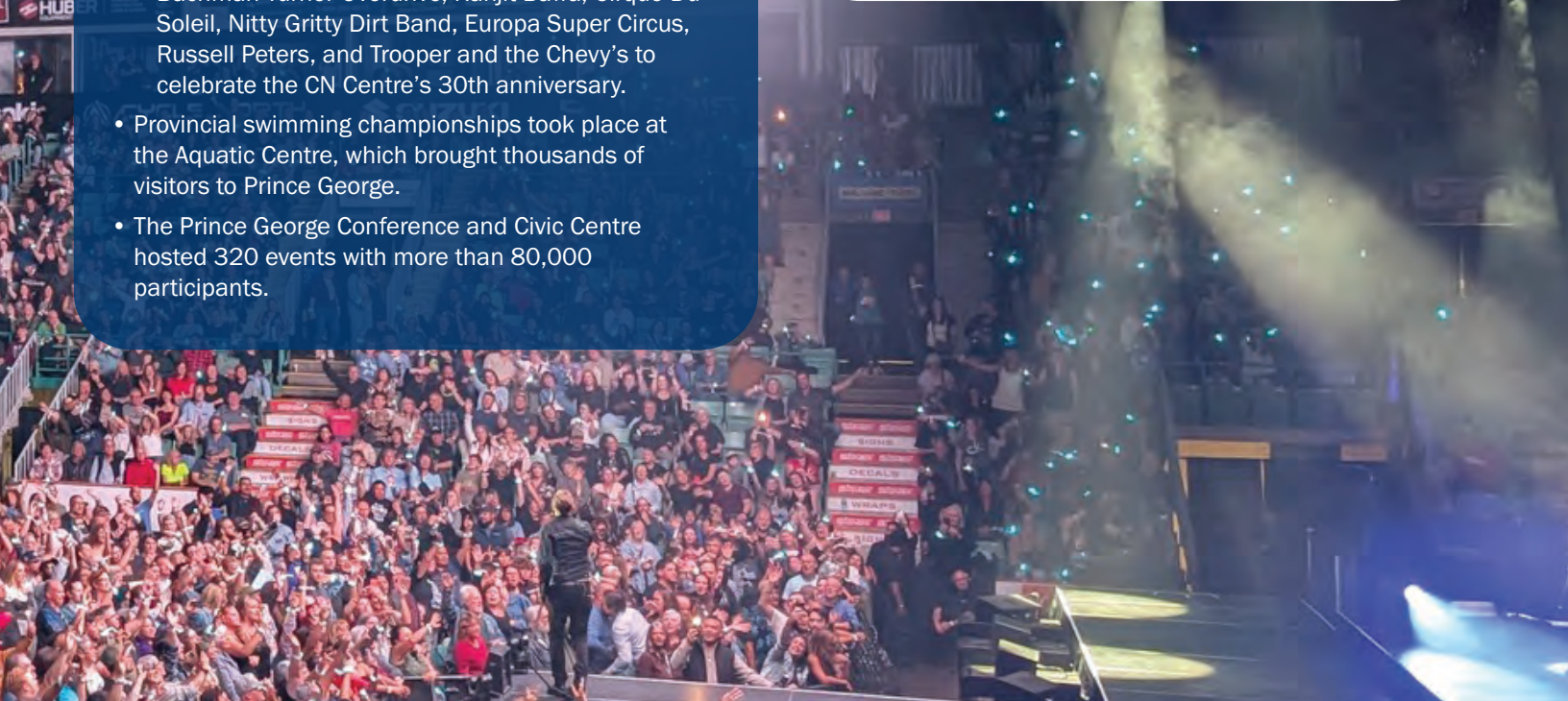
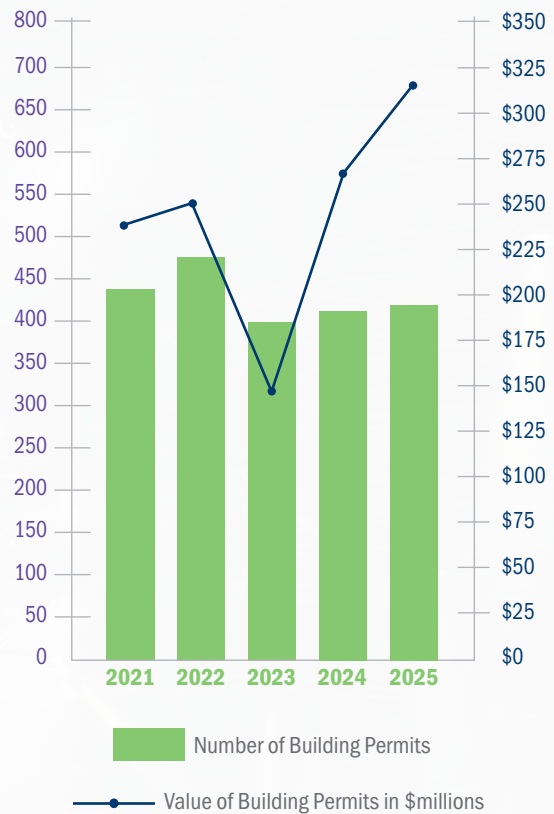
- Pursuing an agreement with the province to share benefits from industrial investment in B.C. Conversations with local government partners are exploring some form of support to recognize that Prince George serves as a hub for regional services and incurs additional pressure.
- Relocating Mr. PG. Staff are exploring costs associated with various proposed options for the future location of Mr. PG. No timeline for this work has been determined.

More highlights

- The City partnered with the Chamber of Commerce in response to U.S. tariffs to understand how to better support local businesses through an online survey. It included outreach to more than 750 businesses and 155 responses to the survey, resulting in a total of 732 supports and 209 referrals to local, provincial, and national support agencies sent to businesses.
- The City hosted the Future Fuels Forum in January 2025, which sold out with 150 attendees from some of the leading companies and agencies in clean fuel development. A follow-up forum hosted in Smithers focused on aggregating demand and interest along the Highway 16 corridor.
- The City partnered with Community Futures and the Chamber of Commerce on the first B2B Expo.
- The City supported the BC Economic Development Association host their leadership learning exchange course in Prince George for the first time.
- Prince George accomplished 104% of its year one provincial housing target order goal, which began on August 1, 2024.
- The CN Centre drew in crowds for a number of exciting events:
 - For the second year in a row, the Prince George Cougars made it to the Western Hockey League playoffs.
 - Concerts and shows included Bryan Adams, Bachman Turner Overdrive, Ranjit Bawa, Cirque Du Soleil, Nitty Gritty Dirt Band, Europa Super Circus, Russell Peters, and Trooper and the Chevy's to celebrate the CN Centre's 30th anniversary.
- Provincial swimming championships took place at the Aquatic Centre, which brought thousands of visitors to Prince George.
- The Prince George Conference and Civic Centre hosted 320 events with more than 80,000 participants.

Business and construction

Number and value of building permits





Tourism Prince George

Tourism Prince George was awarded the 2025 Professional Excellence Award for a Destination Marketing Organization at the Tourism Industry Association of BC Conference. Among the major initiatives highlighted was the organization's move to the new Visitor Information Centre, now located in the beautifully renovated rotunda of the Prince George Conference and Civic Centre. Another cornerstone project celebrated through the award is the activation of the Nanguz'An Container Market, an innovative community space that includes an all-season ice rink. The space is now used year-round for events and provides an opportunity where local artisans, food vendors, small businesses, and community organizations can connect with residents and visitors alike.

Total hotel room
revenue in 2024:
\$65,944,000

Visitors
engaged:
12,500

Social media
views:
1.7 million

Website
page views:
2,094,000

Total guides and
maps distributed:
12,937

Events
supported:
35





Financial information

Report from the Financial Officer 39
Consolidated Financial Statements. 48

May 25, 2026

To Mayor and Council:

I hereby submit the Municipal Financial Report for the City of Prince George for the fiscal year ended December 31, 2025, pursuant to section 167 of the *Community Charter*. This report includes the Consolidated Financial Statements, the Auditor's Report and Supplementary Schedules. In accordance with Canadian Public Sector Accounting standards (PSAB), the City's consolidated statements include the Prince George Public Library and Tourism Prince George Society (Other Controlled Entities). The Consolidated Financial Statements have been audited by KPMG LLP, independent external auditors appointed by the City.

The City's 2025 Financial Statements have two sections, which are as follows:

1) Financial Information

This section contains the Auditor's Report and the City's Consolidated Financial Statements with accompanying notes. The consolidated statements reflect the City's overall financial position as at December 31, 2025, with comparative amounts for 2024. The statements are represented as the Consolidated Statement of Financial Position, Consolidated Statement of Operations, Consolidated Statement of Change in Net Financial Assets and Consolidated Statement of Cash Flows. The budgetary figures reported are those that were approved by Council in the annual 2025 Budget Bylaw. The Notes to the Consolidated Financial Statements provide further detail as to specific accounting policies and the composition of certain financial numbers and should be read in conjunction with the statements.

2) Supplementary Financial Information

This section contains the schedules for segment disclosure as well as balances in reserve funds, tangible capital assets, trust funds, and debt obligations.

Financial Management and Control

The City's management maintains a system of internal controls designed to provide reasonable assurance that assets are safeguarded, transactions are properly authorized and recorded in compliance with legislative and regulatory requirements, and reliable financial information is available on a timely basis for preparation of the consolidated financial statements. These systems are monitored and evaluated by management.

Mayor and Council meet with management and the external auditors to review the consolidated financial statements and discuss any significant financial reporting or internal control matters prior to their approval of the consolidated financial statements.

The City prepares multi-year operational and capital expenditure plans each year that represent the programs that Council wishes to see implemented. The City Manager is responsible to provide overall guidance with respect to Council's direction concerning service and the City's operational and capital expenditure plans. Departments are responsible for developing and managing the budgets.

Management is responsible for the preparation of the consolidated financial statements. While there is close consultation with the City’s auditors, management is ultimately responsible for decisions relating to the form and content of these statements and for the treatment and reporting of transactions.

2025 Capital Project Highlights

Approximately 101 individual capital projects were worked on or had transactional activity in 2025, culminating in \$46.1 million in total capital expenditures. This figure does not include Other Controlled Entities. Projects classified as new will typically increase the City’s annual operating and maintenance obligations going forward.

2025 Capital Expenditures by Project Type and Fund

Project Type	Expenditures	%	Fund	Projects *	Expenditures	%
Disposal	(18,665)	-0.04%	District Energy	1	46,913	0.10%
New Asset	4,323,292	9.37%	General	77	34,014,142	73.72%
Renewal/Replacement	36,820,499	79.81%	Sewer	11	8,367,489	18.14%
Upgrade	5,011,294	10.86%	Water	12	3,707,876	8.04%
Grand Total	46,136,420	100.00%		101	46,136,420	100.00%

* Number of projects is analogous to defined activities as many projects like road rehabilitation have multiple components to them.

2025 Top Ten Projects by Expenditure

Project	Status	Original Budget	Council Approved Amendment	Delegated Authority Amendment	Approved Spending	2025 Actual	Total Spending All Years to Dec 31, 2025
Road Rehabilitation	Ongoing	7,000,000	0	0	7,000,000	6,877,790	6,877,790
Sanitary Forcemain and Liftstation Renewal	Ongoing	4,181,432	0	0	4,181,432	3,617,016	3,617,016
Critical Street Light and Traffic Signal Replacement	Completing	5,000,000	0	0	5,000,000	3,273,371	4,306,632
Lheidi T'enneh Memorial Playground Renewal	Completing	3,000,000	0	0	3,000,000	2,557,639	2,557,639
Stormwater System Renewal	Completing	3,559,399	0	0	3,559,399	2,537,725	2,537,725
Water Distribution System Renewal	Ongoing	2,500,000	0	0	2,500,000	2,181,019	2,181,019
Mobile Equipment Replacement	Ongoing	8,019,371	0	0	8,019,371	1,588,779	1,588,779
Sidewalk and Walkway Renewal	Completed	1,575,000	0	0	1,575,000	1,567,762	1,567,762
Ball Diamond and Sport Field Renewal	Completing	1,654,744	0	0	1,654,744	1,436,075	1,436,075
Elkscentre Refrigeration LG	Ongoing	2,150,000	0	0	2,150,000	1,429,317	1,546,356
Total		38,639,946	0	0	38,639,946	27,066,493	28,216,793

Road Rehabilitation

The City performs condition assessments on three categories of roadways within the municipal transportation network: arterial, collector and local. These assessments are completed every 3 years to monitor the condition of the City's paved network. Road segments are inspected and assigned a score based on their current condition. These scores assist in prioritizing road renewal and creation of the annual paving rehabilitation program. Once finalized for the upcoming season, various methods of renewal are employed to improve the City's paved road network. These targeted investments have reduced the number of potholes needing repair by 70% in recent years.

In 2025, 57 lane-km's of road rehabilitation was completed.

Sanitary Forcemain and Liftstation Renewal

This program focuses on renewing 23 km of forcemains/siphons and 31 sewer liftstations. In 2025 the John Hart Forcemain was completed, and Supervisory Control and Data Acquisition (SCADA) renewal was completed at the following Liftstations:

- Lower Patricia & 4th Avenue
- Houson Lane & Jasper Street
- Farrell Street
- 1st Avenue & McIntyre Crescent

SCADA allows the City to monitor and collect real-time data and control processes remotely increasing reliability and operational efficiency.

Critical Street Light and Traffic Signal Replacement

This project will focus on rehabilitation and replacement of aging streetlight and traffic signal infrastructure. Many City streetlights and traffic signals were installed in the 1970's and are past the end of their service life. The original installation of these lights is no longer compliant with City standards or electrical code practices. Approximately 2,500 lights are currently past their expected life. This program will target approximately 600 that have been identified as the most critical.

In 2025, 85 new davit style cobra head LED streetlights were installed along Tabor Boulevard from 1st Avenue to 15th Avenue, improving pedestrian and traffic safety along the corridor.

Lheidli T'enneh Memorial Playground Renewal

Replacement of the Rotary Playground at Lheidli T'enneh Memorial Park. The playground renewal included the removal of existing equipment that was replaced with new accessible playground equipment and surfacing materials. The playground equipment follows age-friendly universal design standards and guidelines to accommodate access for all ages and ability levels. An audit of the City's playgrounds was conducted, and the Rotary Playground was renewed to meet current playground standards. The project was completed and opened to the public on November 7, 2025.

Stormwater System Renewal

The annual stormwater system renewal program includes activities that return the service capability of an asset up to that which it had originally provided, this includes relining, full replacement of existing assets and disposal of old assets, lowering operating costs, and bringing an asset up to current code/standards. The renewal program includes, but not limited to, stormwater green infrastructure, ponds, outfalls, storm mains, culverts, armoring, recharge chambers, catch basins, manholes, service connections, flood pumps, oil grit separators, ditch renewal, electrical, SCADA, communications, property acquisitions and necessary encumbrances. Renewing the stormwater system is essential to prevent flooding, erosion, sedimentation/degradation of water quality and negative impact on aquatic life.

The City's stormwater drainage system collects run-off water from rainstorms, snowmelt, and residential and commercial water usage that require ongoing renewal.

Key accomplishments in 2025 include: the CCTV and flushing of 3,955 meters of storm main; relining 3,920 meters of storm main; replacement of 14 catch basins; and replacement of 46 meters of storm main. Pond restoration at Westgate Park and the Ginter's channel rehabilitation are also complete.

Water Distribution System Renewal

Annual water distribution system renewal and replacement program that consists of linear water assets and components such as watermains and appurtenances, valves, hydrants, SCADA, software, hardware equipment, communications, data collection services, connections, property acquisitions and necessary encumbrances. This project was informed by recommendations in the latest Water Service Network Master Plan as well as technical analysis. Activities include planning (i.e. predesign, concept, design), engineering and construction for the replacement and renewal of linear water distribution system assets.

In 2025, the Chief Lake Rd watermain replacement was completed as well as a valve replacement at 8th Avenue and Burden Street. The City replaced 449 meters of watermain, 39 service connections, 12 valves and 8 hydrants.

Mobile Equipment Replacement

An annual program for the replacement of vehicles that are currently part of the City's fleet based on their planned lifecycles.

In 2025, we received the following equipment:

- An SUV for Bylaw Services
- Two sweepers for Street-Operations
- Two mowers and a woodchipper for Parks Operations
- Two trucks, and a firetruck for Fire Protection Services

We have awarded tenders and are currently waiting for delivery of three Zambonis, a Grader for snow operations, a garbage packer and another firetruck.

Sidewalk and Walkway Renewal

Reconstruct and renew failed sidewalks and asphalt walkways at various locations throughout the city. Pedestrian network study has identified deficiencies within the pedestrian network. Activities include planning (i.e. pre-design, concept, design) as well as the construction of sidewalks and walkways not meeting level of service expectations.

In 2025, 1,987 meters of concrete sidewalk and 3,090 meters of asphalt sidewalk hard surfaces were rehabilitated. Key sidewalk rehabilitation projects include concrete sidewalks rehabilitated at Austin Road West, Anderson Street, Hill Avenue, 3rd Avenue East, 3rd Avenue West, Simon Fraser Avenue and part of Malaspina Avenue. Asphalt sidewalk rehabilitation was completed along Ospika Boulevard, Kerry Street and Rainbow Drive.

Ball Diamond and Sport Field Renewal

This program is for reinvestment in ball diamonds and sport fields based on the Ball Diamond and Sport Field Strategy. Most of these outdoor recreation facilities were developed in the 1970s and 1980s by local sports groups and require renewal based on a 2018 facility assessment. To improve aging infrastructure and support continued community recreation, this project will upgrade field lighting to LED, renew bleachers and chain-link dugouts, and continue replacement of fencing (including backstops and outfielders), along with necessary building, structural, irrigation and safety/code upgrades across ball diamonds and sport fields.

Dugout renewals and bleacher replacements were completed at Ron Wiley Field and Minor Girls at Freeman Park. Field lights were completed for Spruce City field at Carrie Jane Gray Park and Chuck Caudell Field at Freeman Park.

Elksentre Refrigeration Upgrades

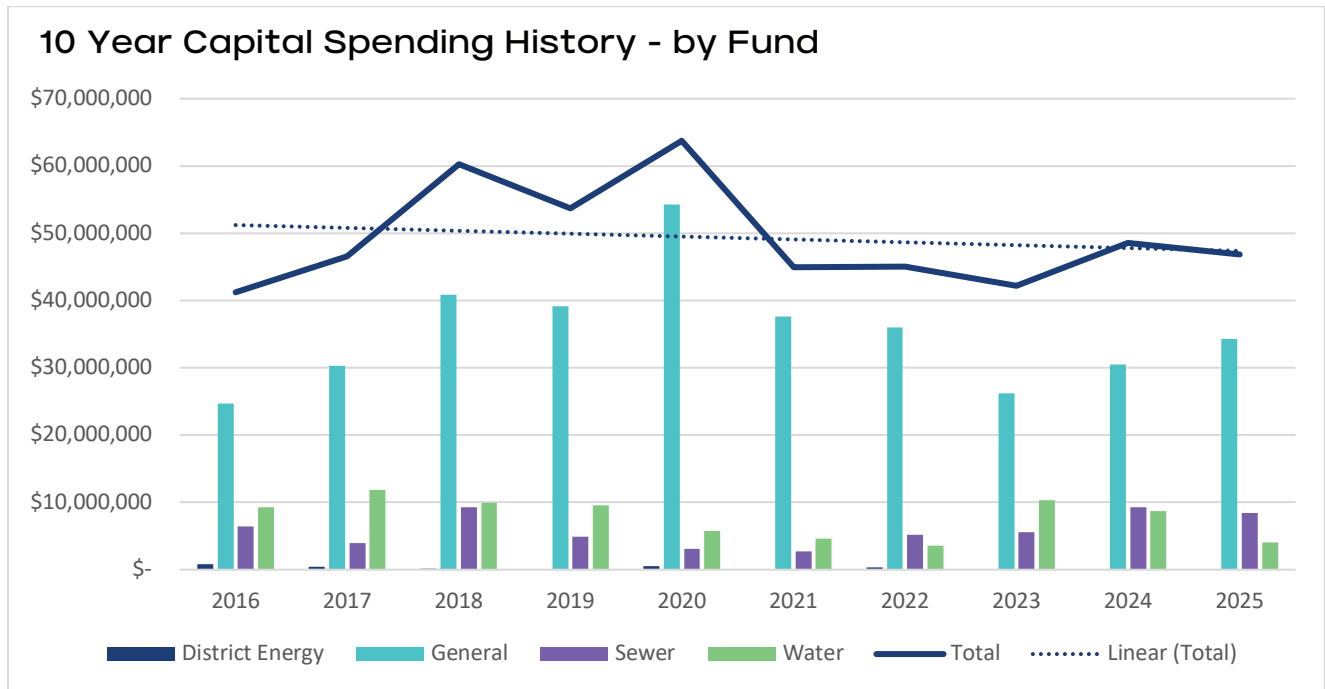
The Elksentre Arena refrigeration plant system required replacement as it was near the end of its service life. As a result, the existing system was becoming less efficient and costly to operate. A replacement of the system was also required to meet the current Technical Safety BC (TSBC) regulations for refrigeration plant systems. A heat recovery system was also added and was partially funded by a Fortis BC grant. Heat recovery allows the City to reduce energy consumption, reducing ongoing operational costs.

The refrigeration system was up and running by the end of 2025. The heat recovery system installation is in progress and expected to be complete in the third quarter of 2026.

Reserve Balances

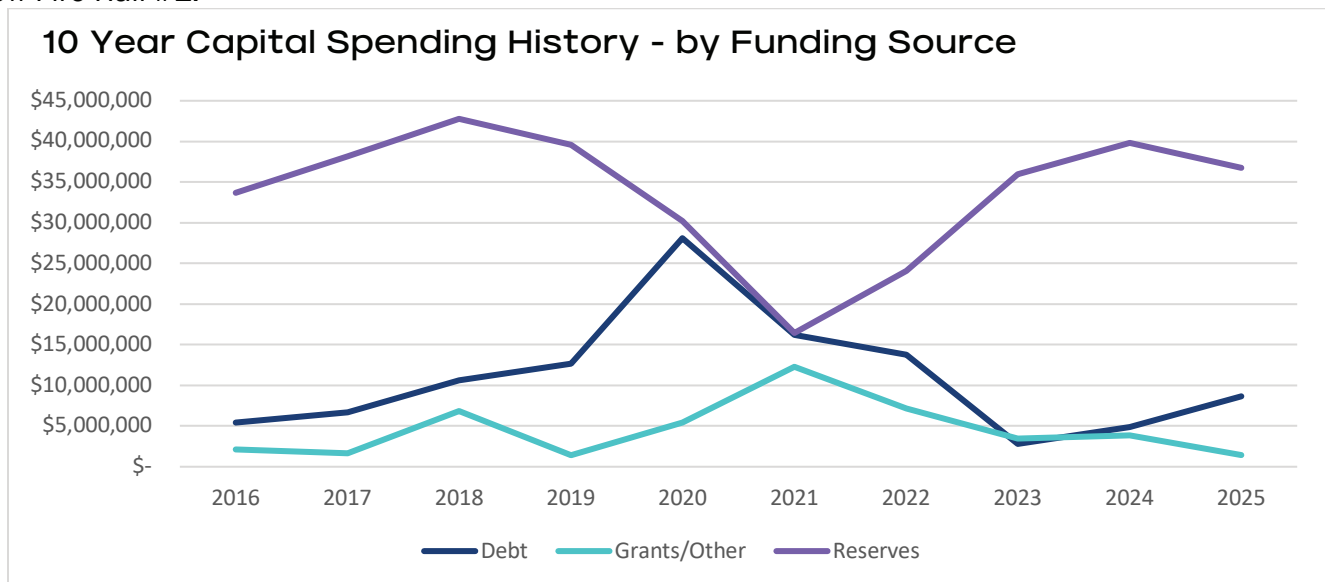
Reserves	2025	2024	Change
Endowment	18,184,049	16,378,411	1,805,638
Capital Expenditure	7,746,385	7,575,498	170,887
Miscellaneous	487,243	452,243	35,000
Storm Drainage	9,875	9,560	315
Northern Capital and Planning Grant	2,848,754	4,018,885	(1,170,131)
COVID-19 Safe Restart Grant	-	3,288,709	(3,288,709)
Transit Operating	1,466,172	1,531,009	(64,837)
BC Growing Communities Fund	10,993,540	13,169,339	(2,175,799)
Climate Action	2,417,743	2,498,394	(80,651)
Debt Reduction	2,170,620	3,323,409	(1,152,789)
Major Events	1,233,629	938,260	295,369
EVP Crown Land Forest	113,730	67,371	46,359
Snow Control	2,967,183	2,102,012	865,171
Road Rehabilitation	3,543,023	3,359,372	183,651
General Infrastructure Reinvestment	8,534,950	6,169,402	2,365,548
Sewer Utility	27,291,132	24,777,042	2,514,090
Water Utility	29,342,074	22,298,099	7,043,975
Mobile Equipment Replacement	4,716,405	4,347,504	368,901
Downtown District Energy	1,003,513	799,576	203,937
Parkland Acquisition	419,565	397,576	21,989
Downtown Off-Street Parking	11,659,681	10,336,406	1,323,275
Lease-In Lease-Out Legacy Fund	36,028,392	35,441,170	587,222
Canada Community-Building Fund	9,208,711	9,925,046	(716,335)
Extension Ospika/Marleau/St. Lawrence	271,203	262,547	8,656
Solid Waste Services	6,160,249	4,458,494	1,701,755
Performing Arts Centre	102,734	99,455	3,279
Community Fibre Optic Network	356,450	304,759	51,691
Totals	189,277,005	178,329,548	10,947,457

The following graph depicts the City’s capital spending over the past ten years, broken down by General, District Energy, Sewer, and Water capital projects.



Capital investment in City infrastructure has remained consistent from 2021 to 2025. Reserves continue to be heavily committed to current and future capital spending.

When possible, the City maintains their existing infrastructure with a “pay as you go” approach, as opposed to debt funding. The City has applied this approach well in areas such as sewer, water and solid waste by using asset management data to estimate reinvestment needs and structure user fees to be able to fund the operational and capital needs of those self-funded services. However, debt funding is still an important component of capital financing and realistic long term financial plans. Examples of large debt funded projects in the last ten years include the Canfor Leisure Pool and the new Fire Hall #1.



Investment Earnings

The City of Prince George invests funds that are in excess of current cash flow requirements. As per Sustainable Finance Policy 6.0, the City's investment portfolio was invested primarily with the British Columbia Municipal Finance Authority for the year 2025 due to competitive rates and ease of administration. However, the City is ever watchful of opportunities that arise and still meet the stringent guidelines inherent in the *Community Charter*. Investment terms are structured in order to maximize the return yet still meet expected expenditures.

The return on MFA investments for the year ended December 31, 2025 was \$4,531,517, which was earned on monthly average investments of \$147 M. The average rate of return on MFA investments for 2025 was 3.13% compared to 4.82% in 2024. As per Public Sector Accounting Standards, the bond fund is presented at cost. The market value of the bond fund at December 31, 2025 was \$81.176 less than cost and the market value of the MFA Ultra-Short Government Focused Bond (treasuries) was \$163,201 less than cost.

External Debt

Short-term and long-term debt (including capital leases and excluding Other Controlled Entities) principal outstanding was approximately \$94.6 million at the end of 2025 (\$91.2 million General Capital Fund, \$1.1 million Water Capital Fund, and \$2.3 million Sewer Capital Fund), compared to \$100.5 million at the end of 2024.

Debt Servicing Costs

BC municipalities' financial liabilities (e.g. under leases, partnering, and long-term debt agreements) are subject to liability servicing limits. They also require elector approval if they are:

- a loan guarantee or are of a capital nature; and
- the agreement is for more than five years; or
- the agreement could be for more than five years if an extension were exercised.

A municipality cannot incur a liability if it would cause their total annual cost of debt servicing (principal and interest payments) to exceed the regulated amount. The regulated amount is currently based on 25% of a municipality's controllable annual revenues such as: property taxes; payments in lieu of taxes; user fees; and unconditional grants.

The City relies on debt financing for new infrastructure and for major repair of existing infrastructure. The City also enters into financing agreements for the purchase of general use mobile equipment. The following chart provides the debt capacity and available capacity as determined by the Municipal Liabilities Regulation. The total amount of all approved loan authorization bylaws is included in the liability servicing limit regardless of whether the funds have actually been borrowed.

Year	Municipal Controllable Revenue	Liability Servicing Limit	Payment Capacity Available	Approximate Principal Borrowing Available
2020	\$171,514,757	\$42,878,689	\$15,422,526	\$194,975,044
2021	\$178,208,247	\$44,552,062	\$24,965,473	\$289,622,657
2022	\$188,567,032	\$47,141,758	\$34,110,515	\$379,005,722
2023	\$209,889,114	\$52,472,279	\$38,327,316	\$425,859,067
2024*	\$221,855,438	\$55,463,860	\$38,623,214	\$429,146,822

*2024 figures are estimates only and are subject to change upon approval by the province. 2025 figures were not available at the time of this report.

Significant Financial Management Practices

Revolving Reserve Fund

The City operates the Endowment Reserve Fund as a “revolving fund.” Appropriations from this reserve are treated much like debt, and annual contributions or transfers are made from the General Operating Fund to repay the monies appropriated, with interest, over a period of 5 to 20 years, depending upon the size of the appropriation. The appropriations from the reserve are referred to as “internal debt,” and are reflected in the financial statements.

This reserve fund provides an attractive alternative to borrowing money on the open market because repayment schedules are more easily tailored to current budget needs and interest and principal repayments can be deferred in the event of economic need.

Financing of Utilities

The City’s policy is to not use general taxation to fund the provision of water and sanitary sewer services, or the operation of the solid waste collection service. These services are financed through a combination of user charges and parcel taxes, applicable only to those who benefit from the service(s), and government grants. A management fee is included in the cost structure of these services so that the users of the services provide a contribution to the City’s general overhead costs, including the provision of facilities, office, and general corporate services such as human resources and accounting.

Summary

Compiling financial statements requires the input and assistance of numerous City staff members throughout the year and at year-end. I would like to thank all the City staff members who contribute to this process on an on-going basis.

Respectfully submitted,



Kris Dalio
Director of Finance and IT Services

City of Prince George

Consolidated Financial Statements

For the Year Ended December 31, 2025

CITY OF PRINCE GEORGE

December 31, 2025

CONTENTS

PAGE

Reports

Management's Responsibility Statement.....	50
Independent Auditors' Report.....	51

Statements

Consolidated Statement of Financial Position.....	55
Consolidated Statement of Operations.....	56
Consolidated Statement of Change in Net Financial Assets.....	57
Consolidated Statement of Cash Flows.....	58

Notes

Notes to the Financial Statements.....	59
--	----

Schedules

Segment Disclosure - 2025.....	80
Segment Disclosure - 2024.....	82
Reserve Funds.....	84
Tangible Capital Assets - 2025.....	86
Tangible Capital Assets - 2024.....	88
Financial Position - Trust Funds.....	91
Operations - Trust Funds.....	91
Debt.....	92



FINANCIAL SERVICES

Finance Department & IT Services

1100 Patricia Blvd. | Prince George, BC, Canada V2L 3V9

p: 250.561.7600 | www.princegeorge.ca

MANAGEMENT'S RESPONSIBILITY FOR THE CONSOLIDATED FINANCIAL STATEMENTS

The accompanying consolidated financial statements of the City of Prince George (the "City") are the responsibility of management and have been prepared in compliance with legislation, and in accordance with generally accepted accounting principles for local governments established by the Public Sector Accounting Board of the Chartered Professional Accountants of Canada. A summary of the significant accounting policies are described in Note 1 to the consolidated financial statements. The preparation of consolidated financial statements necessarily involves the use of estimates based on management's judgment, particularly when transactions affecting the current accounting period cannot be finalized with certainty until future periods.

The City's management maintains a system of internal controls designed to provide reasonable assurance that assets are safeguarded, transactions are properly authorized and recorded in compliance with legislative and regulatory requirements, and reliable financial information is available on a timely basis for preparation of the consolidated financial statements. These systems are monitored and evaluated by management.

Mayor and Council meet with management and the external auditors to review the consolidated financial statements and discuss any significant financial reporting or internal control matters prior to their approval of the consolidated financial statements.

The consolidated financial statements have been audited by KPMG LLP, independent external auditors appointed by the City. The accompanying Independent Auditor's Report outlines their responsibilities, the scope of their examination and their opinion on the City's consolidated financial statements.

A handwritten signature in black ink, appearing to read "W. Babicz".

Walter Babicz

City Manager

A handwritten signature in black ink, appearing to read "Kris Dalio".

Kris Dalio

Director of Finance & IT Services



KPMG LLP
Suite 400, 177 Victoria Street
Prince George, BC V2L 5R8
Canada
Tel 250 563 7151
Fax 250 563 5693

INDEPENDENT AUDITOR'S REPORT

To the Mayor and Council of the City of Prince George

Opinion

We have audited the consolidated financial statements of the City of Prince George (the "City"), which comprise:

- the consolidated statement of financial position as at December 31, 2025
- the consolidated statement of operations for the year then ended
- the consolidated statement of changes in net financial assets for the year then ended
- the consolidated statement of cash flows for the year then ended
- and notes to the consolidated financial statements, including a summary of significant accounting policies

(Hereinafter referred to as the "financial statements").

In our opinion, the accompanying financial statements present fairly, in all material respects, the consolidated financial position of the City as at December 31, 2025, and its consolidated results of operations, its consolidated changes in net financial assets and its consolidated cash flows for the year then ended in accordance with Canadian public sector accounting standards.

Basis for Opinion

We conducted our audit in accordance with Canadian generally accepted auditing standards. Our responsibilities under those standards are further described in the "**Auditor's Responsibilities for the Audit of the Financial Statements**" section of our auditor's report.

We are independent of the City in accordance with the ethical requirements that are relevant to our audit of the financial statements in Canada and we have fulfilled our other ethical responsibilities in accordance with these requirements.

We believe that the audit evidence we have obtained is sufficient and appropriate to provide a basis for our opinion.



Responsibilities of Management and Those Charged with Governance for the Financial Statements

Management is responsible for the preparation and fair presentation of the financial statements in accordance with Canadian public sector accounting standards, and for such internal control as management determines is necessary to enable the preparation of financial statements that are free from material misstatement, whether due to fraud or error.

In preparing the financial statements, management is responsible for assessing the City's ability to continue as a going concern, disclosing as applicable, matters related to going concern and using the going concern basis of accounting unless management either intends to liquidate the City or to cease operations, or has no realistic alternative but to do so.

Those charged with governance are responsible for overseeing the City's financial reporting process.

Auditor's Responsibilities for the Audit of the Financial Statements

Our objectives are to obtain reasonable assurance about whether the financial statements as a whole are free from material misstatement, whether due to fraud or error, and to issue an auditor's report that includes our opinion.

Reasonable assurance is a high level of assurance, but is not a guarantee that an audit conducted in accordance with Canadian generally accepted auditing standards will always detect a material misstatement when it exists.

Misstatements can arise from fraud or error and are considered material if, individually or in the aggregate, they could reasonably be expected to influence the economic decisions of users taken on the basis of the financial statements.

As part of an audit in accordance with Canadian generally accepted auditing standards, we exercise professional judgment and maintain professional skepticism throughout the audit.

We also:

- Identify and assess the risks of material misstatement of the financial statements, whether due to fraud or error, design and perform audit procedures responsive to those risks, and obtain audit evidence that is sufficient and appropriate to provide a basis for our opinion.

The risk of not detecting a material misstatement resulting from fraud is higher than for one resulting from error, as fraud may involve collusion, forgery, intentional omissions, misrepresentations, or the override of internal control.

- Obtain an understanding of internal control relevant to the audit in order to design audit procedures that are appropriate in the circumstances, but not for the purpose of expressing an opinion on the effectiveness of the City's internal control.
- Evaluate the appropriateness of accounting policies used and the reasonableness of accounting estimates and related disclosures made by management.



- Conclude on the appropriateness of management's use of the going concern basis of accounting and, based on the audit evidence obtained, whether a material uncertainty exists related to events or conditions that may cast significant doubt on the City's ability to continue as a going concern. If we conclude that a material uncertainty exists, we are required to draw attention in our auditor's report to the related disclosures in the financial statements or, if such disclosures are inadequate, to modify our opinion. Our conclusions are based on the audit evidence obtained up to the date of our auditor's report. However, future events or conditions may cause the City to cease to continue as a going concern.
- Evaluate the overall presentation, structure and content of the financial statements, including the disclosures, and whether the financial statements represent the underlying transactions and events in a manner that achieves fair presentation.
- Communicate with those charged with governance regarding, among other matters, the planned scope and timing of the audit and significant audit findings, including any significant deficiencies in internal control that we identify during our audit.
- Plan and perform the group audit to obtain sufficient appropriate audit evidence regarding the financial information of the entities or business units within the group as a basis for forming an opinion on the group financial statements. We are responsible for the direction, supervision and review of the audit work performed for the purposes of the group audit. We remain solely responsible for our audit opinion.

KPMG LLP

Chartered Professional Accountants

Prince George, Canada

May 13, 2026

This page intentionally left blank

CITY OF PRINCE GEORGE

Consolidated Statement of Financial Position

as at December 31
(in thousands of dollars)

	2025	2024
FINANCIAL ASSETS		
Cash and Cash Equivalents (Note 2)	\$ 259,112	\$ 246,283
Receivables (Note 3)	27,597	27,475
Investments (Note 4)	25,584	24,918
Property Held for Resale	-	1,356
Deposits - Municipal Finance Authority (Note 5)	1,603	1,754
	<u>313,896</u>	<u>301,786</u>
LIABILITIES		
Accounts Payable and Accrued Liabilities (Note 6)	47,313	52,878
Deferred Revenues (Note 7)	20,568	19,727
Deferred Development Cost Charges (Note 8)	10,682	9,204
Reserves - Municipal Finance Authority (Note 5)	841	1,022
Debt (Schedule 5)	94,612	100,498
Asset Retirement Obligations (Note 9)	16,002	16,002
	<u>190,018</u>	<u>199,331</u>
NET FINANCIAL ASSETS	<u>123,878</u>	<u>102,455</u>
NON-FINANCIAL ASSETS		
Prepaid Expenses	3,439	2,587
Inventories	1,619	1,616
Tangible Capital Assets (Note 10)	862,903	834,063
	<u>867,961</u>	<u>838,266</u>
ACCUMULATED SURPLUS (Note 11)	<u>\$ 991,839</u>	<u>\$ 940,721</u>

Commitments and Contingencies (Note 14)



K. Dalio, Director of Finance & IT Services

To be read in conjunction with the Notes to the Consolidated Financial Statements

CITY OF PRINCE GEORGE

Consolidated Statement of Operations

for the year ended December 31 (in thousands of dollars)	2025 Original Budget Bylaw (Note 1(a)(v))	2025 Actual	2024 Actual
REVENUES			
Taxation and Grants in Lieu, net (Note 15)	\$ 158,227	\$ 159,634	\$ 148,023
Sales of Services, User Rates and Rentals	57,761	62,754	60,632
Investment Income and Actuarial Earnings	5,969	10,449	14,139
Development Cost Charges Contributions	1,037	(62)	703
Contributions from Other Governments and Agencies (Note 16)	8,426	11,243	13,377
Other Revenue	7,321	11,864	8,407
Gain on Disposal of Tangible Capital Assets	-	67	15
Contribution of Tangible Capital Assets	-	14,201	5,742
	<u>238,741</u>	<u>270,150</u>	<u>251,038</u>
EXPENSES (Note 17)			
General Government	29,442	26,929	24,710
District Energy	1,283	1,367	1,193
Protective Services	72,299	71,298	68,973
Transportation Services	49,149	47,540	45,368
Water and Sewer	21,963	21,836	19,613
Sanitation and Waste Removal	3,641	3,623	3,399
Public Health and Welfare	873	805	796
Planning and Environmental Development	2,722	2,664	3,234
Parks, Recreation and Cultural Services	32,060	35,379	34,035
Other Controlled Entities	4,770	7,591	7,163
	<u>218,202</u>	<u>219,032</u>	<u>208,484</u>
ANNUAL SURPLUS (Note 13)	20,539	51,118	42,554
ACCUMULATED SURPLUS, Beginning of Year	<u>940,721</u>	<u>940,721</u>	<u>898,167</u>
ACCUMULATED SURPLUS, End of Year (Note 11)	<u><u>\$ 961,260</u></u>	<u><u>\$ 991,839</u></u>	<u><u>\$ 940,721</u></u>

To be read in conjunction with the Notes to the Consolidated Financial Statements

CITY OF PRINCE GEORGE

Consolidated Statement of Change in Net Financial Assets

for the year ended December 31 (in thousands of dollars)	2025 Original Budget Bylaw (Note 1 (a)(v))	2025 Actual	2024 Actual
Annual Surplus	\$ 20,539	\$ 51,118	\$ 42,554
Amortization of Tangible Capital Assets	31,661	33,756	32,183
Proceeds on Disposal of Tangible Capital Assets	-	808	466
Change in Inventories and Prepaid Expenses	-	(855)	19
Transfer of Property Held for Resale	-	(1,356)	287
Gain on Disposal of Tangible Capital Assets	-	(67)	(15)
	<u>52,200</u>	<u>83,404</u>	<u>75,494</u>
Tangible Capital Asset Additions			
Acquisition of Tangible Capital Assets	(57,936)	(47,780)	(51,442)
Contribution of Tangible Capital Assets	-	(14,201)	(5,742)
Addition of Financial Asset Retirement Obligations	-	-	(515)
Asset Under Capital Lease	-	-	(207)
	<u>(57,936)</u>	<u>(61,981)</u>	<u>(57,906)</u>
Change in Net Financial Assets	(5,736)	21,423	17,588
Net Financial Assets, Beginning of Year	<u>102,455</u>	<u>102,455</u>	<u>84,867</u>
Net Financial Assets, End of Year	<u>\$ 96,719</u>	<u>\$ 123,878</u>	<u>\$ 102,455</u>

To be read in conjunction with the Notes to the Consolidated Financial Statements

CITY OF PRINCE GEORGE

Consolidated Statement of Cash Flows

for the year ended December 31
(in thousands of dollars)

	2025	2024
NET INFLOW (OUTFLOW) OF CASH RELATED TO THE FOLLOWING ACTIVITIES:		
Operating		
Annual Surplus	\$ 51,118	\$ 42,554
Non-cash Charges to Operations		
Amortization	33,756	32,183
Asset Retirement Expense	-	(107)
Gain on Disposal of Tangible Capital Assets	(67)	(15)
Contribution of Tangible Capital Assets	(14,201)	(5,742)
Actuarial Earnings on Debt	(1,339)	(1,190)
MFA Debt Reserve Income	(181)	(7)
	<u>69,086</u>	<u>67,676</u>
(Increase) Decrease in Receivables	(122)	6
Decrease (Increase) in Deposits	151	(104)
Increase in Prepaid Expenses	(852)	(77)
(Increase) Decrease in Inventories	(3)	96
(Decrease) Increase in Accounts Payable and Accrued Liabilities	(5,565)	4,004
Increase in Deferred Revenues	841	3,048
Increase in Deferred Development Cost Charges	1,478	947
	<u>65,014</u>	<u>75,596</u>
Capital		
Acquisition of Tangible Capital Assets	(47,780)	(51,442)
Proceeds on Disposal of Tangible Capital Assets	808	466
	<u>(46,972)</u>	<u>(50,976)</u>
Investing		
Decrease in Investments	(666)	(608)
Financing		
Debt Proceeds	4,379	5,329
Repayment of Debt	(8,926)	(8,207)
	<u>(4,547)</u>	<u>(2,878)</u>
Increase in Cash and Cash Equivalents	12,829	21,134
Cash and Cash Equivalents, Beginning of Year	246,283	225,149
Cash and Cash Equivalents, End of Year (Note 2)	\$ 259,112	\$ 246,283

To be read in conjunction with the Notes to the Consolidated Financial Statements

CITY OF PRINCE GEORGE

Notes to the Financial Statements

For the year ended December 31, 2025

General

The Notes to the Consolidated Financial Statements are an integral part of these statements. They explain the significant accounting and reporting policies and the principles that form the basis for these financial statements. The Notes also provide important supplementary information and explanations which cannot be conveniently integrated into the Consolidated Financial Statements.

1. Significant Accounting Policies

a) Basis of Presentation

The Consolidated Financial Statements of the City of Prince George (the "City") are prepared by management in accordance with Canadian Public Sector Accounting Standards. The Consolidated Financial Statements reflect the combined results and activities of the reporting entity which comprises all organizations that are accountable for the administration of their financial affairs and resources to the Council and are controlled or owned by the City. The Controlled entities are Prince George Public Library and Tourism Prince George Society. The City's general classification of funds and the purpose of those funds are shown below:

i) Operating Funds

These Funds include the General, District Energy, Water, and Sewer operations of the City. Operating Funds are used to record the costs associated with providing City services.

ii) Capital Funds

These Funds include General, District Energy, Water, Sewer, and Land Capital Funds. These Funds track the acquisition costs of various capital assets and the funding of these assets including related debt.

iii) Reserve Funds

Under the Community Charter of British Columbia, City Council may by bylaw establish special Reserve Funds for specific purposes. Money in a Reserve Fund and interest earned thereon must be used only for the purpose for which the Fund was established. If the amount in a Reserve Fund is greater than required, City Council may, by bylaw, transfer all or part of the balance to another Reserve Fund.

iv) Trust Funds

These Funds have been created to hold cash assets that must be used for specific purposes and/or beneficiaries and according to certain agreements. In accordance with Canadian Public Sector Accounting Standards, Trust Funds administered by the City are not to be included in the City's Consolidated Financial Statements. These Trust Funds are presented in Schedule 4.

v) Original Budget Bylaw

The original budget bylaw, stated in the Consolidated Statements of Operations and Changes in Net Financial Assets, represents the budget bylaw adopted in May 2025. Any budget amendments subsequently adopted by Council have not been included.

CITY OF PRINCE GEORGE

Notes to the Financial Statements

For the year ended December 31, 2025

1. Significant Accounting Policies, continued

b) Basis of Accounting

The City follows the accrual method of accounting for revenues and expenses. Revenues are recognized in the year in which they are earned and measurable. Expenses are recognized as they are incurred and measurable as a result of receipt of goods and services and/or the creation of a legal obligation to pay.

c) Cash and Cash Equivalents

Cash and cash equivalents consist of cash and highly liquid money market investments that are readily convertible to known amounts of cash and that are subject to an insignificant risk of change in value. These short-term investments generally have a maturity of three months or less at acquisition and are held for the purpose of meeting short-term cash commitments rather than for investing.

d) Investments

Investments are recorded at cost, adjusted for amortization of premiums or discounts. Provisions for losses are recorded when they are considered to be other than temporary.

e) Property Held for Resale

Property held for resale are those expected to be sold within one year. They are valued at the lower of cost or expected net realizable value. Cost includes amounts for improvements to prepare the property for sale.

f) Deferred Revenues

Deferred revenues includes grants, contributions and other amounts received from third parties pursuant to legislation, regulation and agreement which may only be used in certain programs or in the completion of specific work. In addition, certain user charges and fees are collected for which the related services have yet to be performed. Revenue is recognized in the period when the related expenses are incurred or services performed.

CITY OF PRINCE GEORGE

Notes to the Financial Statements

For the year ended December 31, 2025

1. Significant Accounting Policies, continued

g) Financial Instruments

The City's financial instruments consist of cash and cash equivalents, receivables, investments, deposits and reserves with the Municipal Finance Authority, accounts payable and accrued liabilities and debt. Unless otherwise noted, it is management's opinion that the City is not exposed to significant interest, currency or credit risks arising from these financial instruments. The fair value of these financial instruments approximate their carrying values, unless otherwise noted.

As all financial instruments are measured at cost or amortized cost, there have been no re-measurement gains or losses. Therefore, the Statement of Remeasurement Gains (Losses) has been excluded. All financial assets are tested annually for impairment. When financial assets are impaired, impairment losses are recorded in the Statement of Operations.

Transaction costs are incremental costs directly attributable to the acquisition or issue of a financial asset or a financial liability. Transaction costs are added to the carrying value of the instruments when they are initially recognized.

h) Non-Financial Assets

Non-financial assets are not available to discharge existing liabilities and are held for use in the provision of services. They have useful lives extending beyond the current year and are not intended for sale in the ordinary course of operations. The change in non-financial assets during the year, together with the annual surplus, provides the Change in Net Financial Assets for the year.

i) Asset Retirement Obligations

An asset retirement obligation is recognized when, as at the financial reporting date, all of the following criteria are met:

- There is a legal obligation to incur retirement costs in relation to a tangible capital asset;
- The past transaction or event giving rise to the liability has occurred;
- It is expected that future economic benefits will be given up; and
- A reasonable estimate of the amount can be made.

The estimated asset retirement costs are capitalized only if the related tangible capital asset is in productive use and recognized in the City's books. The increase to the tangible capital assets is amortized in accordance with the amortization accounting policy outlined in Note 1.j.

CITY OF PRINCE GEORGE

Notes to the Financial Statements

For the year ended December 31, 2025

1. Significant Accounting Policies, continued

j) Tangible Capital Assets

Tangible capital assets are recorded at cost which includes all amounts that are directly attributable to the acquisition, construction, development, or betterment of the asset, excluding interest costs.

Assets under construction are not amortized until the asset is available for productive use.

Tangible capital assets received as contributions are recorded at their fair value at the date of receipt, and that fair value is also recorded as revenue.

The cost, less residual value, of tangible capital assets (except for Tourism Prince George Society's tangible capital assets) are amortized on a straight-line basis over their estimated useful lives as follows:

Land	Not amortized
Building & Improvements	15 - 35 years
Vehicles, Machinery, & Equipment	3 - 25 years
Other	5 - 20 years
Infrastructure	
Roads	17 - 100 years
Parks	7 - 75 years
Water	7 - 80 years
Sanitary Sewer	7 - 140 years
Storm Drainage	25 - 140 years
Energy & Communication	20 - 50 years

Tourism Prince George Society uses the following methods and rates to amortize its assets:

Vehicles, Machinery, & Equipment	20 - 55%	Declining Balance
Other	3 - 7 years	Straight-Line
Buildings (Leasehold Improvements)	Term of lease	Straight-Line

k) Works of Arts and Culture

Works of art and cultural and historical assets are not recognized as assets in the financial statements.

CITY OF PRINCE GEORGE

Notes to the Financial Statements

For the year ended December 31, 2025

1. Significant Accounting Policies, continued

l) Capital Leases

Leases that, from the point of view of the lessee, transfer substantially all the benefits and risks incident to ownership of the property to the City are considered capital leases. These are accounted for as an asset and an obligation. Capital lease obligations are recorded at the present value of the minimum lease payments excluding executor costs, ie. insurance, maintenance costs, etc. The discount rate used to determine the present value of the lease payments is the lower of the City's rate for incremental borrowing or the interest rate implicit in the lease.

m) Inventories

Inventories consist of supplies, repair parts and materials consumed in operations and capital projects. Inventory is recorded at cost which is determined on a weighted average basis.

n) Debt

Debt is recorded net of repayments and actuarial earnings. Principal debt repayment is recorded in operating funds in the year that it is repaid.

CITY OF PRINCE GEORGE

Notes to the Financial Statements

For the year ended December 31, 2025

1. Significant Accounting Policies, continued

o) Revenue Recognition

Revenue is recognized when the City has provided goods or services in exchange transactions with performance obligations, based on each distinct good or service. Additionally, revenue is recognized in non-exchange transactions, such as fees, where there is no direct transfer of goods or services. Specific revenue recognitions are detailed below:

Taxation revenues are recognized when levied in May of each year, as this is when taxation revenues are authorized, and the taxable event occurs. Taxation revenue is initially measured at realizable value. At year-end, the City evaluates the ultimate collectability of taxation receivables and adjusts any valuation allowance.

Government transfers without stipulations are recognized as revenues in the period in which the transfer is authorized, any eligibility criteria have been met, and reasonable estimates of the amounts can be made. Government transfers with stipulations are recognized as revenue in the period the transfer is authorized and all eligibility criteria have been met, except when and to the extent that the transfer gives rise to an obligation that meets the definition of a liability. Any such liability is reduced, and an equivalent amount of revenue is recognized as the liability is settled. Grants in lieu of taxes are recorded on an accrual basis when it is possible to reasonably estimate the amounts receivable.

Revenue from business licenses is recognized upon issuance unless performance obligations are required. Building and development permit revenues are deferred until service obligations are fulfilled.

Interest income and operating grants are recognized as earned.

Lease revenue is recognized progressively over the lease term.

Property sales revenue is recorded when the City transfers the significant risks and rewards of ownership.

p) Expenses

Expenses are generally recognized as they are incurred and when the goods and services are received and/or a legal obligation to pay is established.

q) Accumulated Surplus

Accumulated surplus is the amount by which all financial and non-financial assets exceed all liabilities and indicates the net economic resources available to provide future services. Accumulated surplus is represented by various fund balances and equity in capital assets.

CITY OF PRINCE GEORGE

Notes to the Financial Statements

For the year ended December 31, 2025

1. Significant Accounting Policies, continued

r) Post-Employment Benefits

The City accrues expenses for post-employment benefits when they exist as specified in the collective agreements such as a one month retirement allowance and sick gratuity for International Association of Fire Fighters (IAFF). The City accrues a percentage of compensated absences (sick leave) as obligated for Canadian Union of Public Employees (CUPE) employees as the employees render services necessary to earn future benefits. City employees retiring do not receive any retirement allowance that either vests or accrues over the period of employment. CUPE sick benefits are vested at 25% and are also accrued. Management sick benefits do not accrue and are not vested. The City recognizes an expense for all other compensated absences (sick leave) and benefits as incurred.

The City and its employees make contributions to the Municipal Pension Plan. As this plan is a multi-employer plan, contributions are expensed as incurred.

s) Contaminated Sites

Contaminated sites are defined as the result of contamination being introduced in air, soil, water or sediment of a chemical, organic, or radioactive material or live organism that exceeds an environmental standard. A liability for remediation of contaminated sites is recognized, net of any expected recoveries, when all of the following criteria are met:

- (i) an environmental standard exists,
- (ii) contamination exceeds the environmental standard,
- (iii) the organization is directly responsible or accepts responsibility for the liability,
- (iv) future economic benefits will be given up, and
- (v) a reasonable estimate of the liability can be made.

t) Use of Estimates

The preparation of consolidated financial statements in conformity with Canadian Public Sector Accounting Standards requires management to make estimates and assumptions that affect the reported amounts of assets and liabilities, and disclosure of contingent assets and liabilities, at the date of the consolidated financial statements and the reported amount of revenues and expenses during the period. Items requiring estimates include the collectability of accounts receivable, accrued liabilities, useful lives of tangible capital assets, rates for amortization, employee benefits, existence of contaminated sites and impairment of investments, tangible capital assets and property held for resale. Asset Retirement Obligations has resulted in the requirement for management to make estimates regarding the useful lives of affected tangible capital assets and the expected retirement costs, as well as the timing and duration of these retirement costs. Actual results could differ from these estimates.

Estimates are based on the best information available at the time of preparation of the consolidated financial statements and are reviewed annually to reflect new information as it becomes available. Measurement uncertainty exists in these consolidated financial statements.

CITY OF PRINCE GEORGE

Notes to the Financial Statements

For the year ended December 31, 2025

1. Significant Accounting Policies, continued

u) Future Accounting Standards

These standards and amendments were not effective for the year ended December 31, 2025, and have therefore not been applied in preparing these consolidated financial statements. Management is currently assessing the impact of the following accounting standards updates on the future consolidated financial statements.

(i) Concepts Underlying Financial Performance. The revised conceptual framework will replace the existing conceptual framework, which consists of Section PS 1000, Financial Statement Concepts, and Section PS 1100, Financial Statement Objectives. The conceptual framework is to be adopted prospectively. This revised conceptual framework is effective for fiscal years beginning on or after April 1, 2026 (the City's December 31, 2027 year end).

(ii) PS 1202, Financial Statement Presentation, will replace the current section PS 1201. The City is currently assessing the impact of this standard on the future financial statements. Prior period amounts would need to be restated to conform to the presentation requirements for comparative financial information. This standard is effective for fiscal years beginning on or after April 1, 2026 (the City's December 31, 2027 year end).

(ii) PS 3251, Employee Benefits, will replace the current sections PS 3250 and PS 3255. The proposed section is currently undergoing discussions where further changes are expected as a result of the re-exposure comments. Effective date is currently not determined.

2. Cash and Cash Equivalents

	2025 (000's)	2024 (000's)
Cash	\$ 137,283	\$ 127,804
Cash Equivalents	<u>120,109</u>	<u>116,261</u>
	257,392	244,065
Other Controlled Entities	<u>1,720</u>	<u>2,218</u>
	<u>\$ 259,112</u>	<u>\$ 246,283</u>

CITY OF PRINCE GEORGE

Notes to the Financial Statements

For the year ended December 31, 2025

3. Receivables

	2025 (000's)	2024 (000's)
<u>General Operating Fund</u>		
Property Taxes	\$ 12,333	\$ 8,572
Federal Government	1,542	2,120
Provincial Government	924	1,136
Regional District of Fraser-Fort George	147	203
NDIT Grant Recipient Program	1,407	1,860
Accounts Receivable	5,732	7,204
Refuse Rates	551	526
	<u>22,636</u>	<u>21,621</u>
<u>Water Operating Fund</u>		
Water Utility Rates	<u>2,552</u>	<u>2,497</u>
<u>Sewer Operating Fund</u>		
Sewer Utility Rates	<u>1,887</u>	<u>1,857</u>
<u>General Capital Fund</u>		
Provincial Government	74	108
Miscellaneous	30	934
	<u>104</u>	<u>1,042</u>
<u>Other Controlled Entities</u>		
Prince George Public Library	12	14
Tourism Prince George Society	406	444
	<u>418</u>	<u>458</u>
Total	<u>\$ 27,597</u>	<u>\$ 27,475</u>

CITY OF PRINCE GEORGE

Notes to the Financial Statements

For the year ended December 31, 2025

4. Investments

	2025 (000's)	2024 (000's)
MFA Intermediate Funds	\$ 23,029	\$ 22,442
MFA Bond Funds	<u>2,305</u>	<u>2,232</u>
	25,334	24,674
Other Controlled Entities	<u>250</u>	<u>244</u>
	<u>\$ 25,584</u>	<u>\$ 24,918</u>

Investments are recorded at cost. As at December 31, 2025, the fair market value of the investments is \$21,992,000 (2024 - \$21,525,000).

5. Municipal Finance Authority Debt Reserve Fund

The City issues its debt instruments through the Municipal Finance Authority ("MFA"). As a condition of the borrowing, the City is obligated to lodge security by means of demand notes and interest bearing cash deposits based on the amount of the borrowing. The deposits are included in the City's financial statements as MFA cash deposits. If the debt is repaid without default, the deposits are refunded to the City. The notes as disclosed in note 14(e), which are contingent in nature, are held by the MFA to act as security against the possibility of debt repayment default and are not recorded in the financial statements. Upon the maturity of a debt issue, the demand notes are released and deposits refunded to the City.

CITY OF PRINCE GEORGE

Notes to the Financial Statements

For the year ended December 31, 2025

6. Accounts Payable and Accrued Liabilities

	2025 (000's)	2024 (000's)
<u>General Operating Fund</u>		
Federal Government	\$ 9,725	\$ 16,783
Provincial Government	3,413	3,646
Regional District of Fraser-Fort George	624	638
Trade Accounts Payables and Accrued Liabilities	19,052	19,360
Payroll Statutory Liabilities	4,828	2,833
Vacation, Sick Leave, and Firefighters Gratuities	8,183	7,937
Accrued Interest on Capital Lease	38	85
Accrued Interest on Debt	808	809
	<u>46,671</u>	<u>52,091</u>
<u>Water Operating Fund</u>		
Accrued Interest on Debt	40	92
<u>Sewer Operating Fund</u>		
Accrued Interest on Debt	19	19
<u>Other Controlled Entities</u>		
Prince George Public Library	438	430
Tourism Prince George Society	145	246
	<u>583</u>	<u>676</u>
Total	\$ 47,313	\$ 52,878

CITY OF PRINCE GEORGE

Notes to the Financial Statements

For the year ended December 31, 2025

7. Deferred Revenues

The City records deferred revenue for funds received in advance on services not yet rendered and is recognized into revenue during the period when service is provided. The City also records deferred revenue when a contract specifies how the resources are to be used and therefore funds received in advance are deferred until the period when the requirement is met. Because these funds are restricted in nature they are shown as a liability.

	2025 (000's)	2024 (000's)
	<u> </u>	<u> </u>
<u>Operating Funds</u>		
Taxes	\$ 12,924	\$ 11,807
Fees and charges		
General	3,449	4,106
Water	113	66
Sewer	63	23
<u>Capital Funds</u>		
Fees and Charges	28	33
Contributions Received for Land	18	25
Grants		
Other	2,837	2,864
	<u>19,432</u>	<u>18,924</u>
<u>Other Controlled Entities</u>		
Prince George Public Library	279	352
Tourism Prince George Society	857	451
	<u>1,136</u>	<u>803</u>
Total	<u>\$ 20,568</u>	<u>\$ 19,727</u>

CITY OF PRINCE GEORGE

Notes to the Financial Statements

For the year ended December 31, 2025

8. Deferred Development Cost Charges (DCC)

The City collects DCCs to pay for a proportionate share of infrastructure related to new growth. In accordance with the Community Charter of British Columbia, these funds must be deposited into a separate reserve fund. When the related costs are incurred, the DCCs are recognized as revenue. Because these funds are restricted in nature they are shown as a liability.

	2025 (000's)	2024 (000's)
Deferred DCC by Type		
Roads	\$ 3,025	\$ 2,227
Drainage	1,362	1,224
Parkland	823	772
Sewer	3,257	3,025
Water	2,215	1,956
	<u>\$ 10,682</u>	<u>\$ 9,204</u>
Deferred DCC		
Balance, Beginning of Year	\$ 9,204	\$ 8,257
Investment Income	320	450
DCCs Levied in the Year	1,096	1,200
	<u>1,416</u>	<u>1,650</u>
Transfers to General Capital	187	(437)
Transfers to Water Capital	(71)	(189)
Transfers to General Asset Maintenance	(13)	(43)
Transfers to Sewer Capital	(41)	(34)
	<u>62</u>	<u>(703)</u>
Balance, End of Year	<u>\$ 10,682</u>	<u>\$ 9,204</u>

9. Asset Retirement Obligation

The City owns and operates several buildings that are known to have asbestos, which represents a health hazard upon demolition of the building and there is a legal obligation to remove it. At December 31, 2025 the City recognized an obligation relating to the removal and post-removal care of the asbestos in these buildings in the undiscounted amount of \$nil (2024 - \$419,000) for building capital assets, \$nil (2024 - \$96,000) for the parks capital assets and a non capital expense of \$nil (2024 - \$(107,000)) in the current years expenses see note 17.

CITY OF PRINCE GEORGE

Notes to the Financial Statements

For the year ended December 31, 2025

10. Tangible Capital Assets

	2025 (000's)	2024 (000's)
Land	\$ 111,183	\$ 109,557
Buildings & Improvements	152,269	152,514
Vehicles, Machinery & Equipment	25,312	26,542
Other	353	291
Infrastructure		
Roads	195,103	182,168
Parks	34,832	30,150
Water	146,938	135,768
Sanitary Sewer	100,273	86,856
Storm Drainage	74,487	70,640
Energy & Communication	12,177	12,775
Assets Under Construction	9,976	26,802
	<u>\$ 862,903</u>	<u>\$ 834,063</u>

For additional information, see the Schedule of Tangible Capital Assets (Schedule 3).

Assets contributed to the City totaled \$14,201,000 (2024 - \$5,742,000) and were capitalized at their fair value at the time of receipt.

CITY OF PRINCE GEORGE

Notes to the Financial Statements

For the year ended December 31, 2025

11. Accumulated Surplus

	2025 (000's)	2024 (000's)
Operating - Surplus	\$ 34,272	\$ 28,827
Reserves (see Schedule 2 - Reserve Funds)	189,277	178,329
Investment in Tangible Capital Assets	768,290	733,565
	<u>\$ 991,839</u>	<u>\$ 940,721</u>

12. Contractual Rights

a) Fortis BC

In 2021, the City entered into an operating agreement with FortisBC to receive an annual fee based on 3% of gross revenues from the sale of natural gas within the municipal boundaries. The agreement has a 20 year term and will continue indefinitely after the initial term until terminated by either party.

b) Regional District of Fraser-Fort George

The City entered into a contract with the Regional District of Fraser-Fort George to provide personnel and facility space for the purposes of operating the Fire Operations Communication Centre portion of the centralized fire dispatch service. The term of the contract commenced on January 1, 2022 and terminates December 31, 2027. The annual fees to be received by the City for the provision of fire dispatch services during the remaining term of the agreement is as follows:

2026	\$ 2,350
2027	<u>2,450</u>
	<u>\$ 4,800</u>

13. Budgeted Surplus

The planned surplus of \$20,539,000, reflected in the Original Budget Bylaw Column on the Consolidated Statement of Operations was approved by Council in May 2025 upon finalization of the 2025 Annual Budget Bylaw. The approved annual budget bylaw has been adjusted for presentation in these financial statements to conform with Canadian Public Sector Accounting Standards. These adjustments included removing the purchase of tangible capital assets, debt servicing and deferred revenue and including amortization expense.

CITY OF PRINCE GEORGE

Notes to the Financial Statements

For the year ended December 31, 2025

14. Commitments and Contingencies

- a) The City is jointly and severally liable, as a member of the Regional District of Fraser-Fort George for any actuarial earnings deficiencies, and capital debt issued through the Regional District.
- b) The City and its employees contribute to the Municipal Pension Plan (a jointly trusted pension plan). The board of trustees, representing plan members and employers, is responsible for administering the plan, including investment of assets and administration of benefits. The plan is a multi-employer defined benefit pension plan. Basic pension benefits are based on a formula. As at December 31, 2024, the plan has about 273,000 active members and approximately 133,000 retired members. Active members include approximately 47,000 contributors from local government.

Every three years, an actuarial valuation is performed to assess the financial position of the plan and adequacy of plan funding. The actuary determines an appropriate combined employer and member contribution rate to fund the plan. The actuary's calculated contribution rate is based on the entry-age normal cost method, which produces the long-term rate of member and employer contributions sufficient to provide benefits for average future entrants to the plan. This rate may be adjusted for the amortization of any actuarial funding surplus and will be adjusted for the amortization of any unfunded actuarial liability.

The most recent valuation for the Municipal Pension Plan as at December 31, 2024 indicated a \$2,675 million funding surplus for basic pension benefits on a going concern basis.

The City paid \$6,705,000 (2024 - \$6,503,000) for employer contributions while employees contributed \$5,789,000 (2024 - \$5,582,000) to the plan in fiscal 2025.

The Prince George Public Library paid \$234,000 (2024 - \$219,500) for employer contributions while employees contributed \$216,000 (2024 - \$203,000) to the plan in fiscal 2025.

The next valuation will be as at December 31, 2027, with results available in 2028.

Employers participating in the Plan record their pension expense as the amount of employer contributions made during the fiscal year (defined contribution pension plan accounting). This is because the plan records accrued liabilities and accrued assets for the plan in aggregate, resulting in no consistent and reliable basis for allocating the obligation, assets and cost to the individual employers participating in the plan.

- c) The City has been named as a defendant in various legal actions. No reserve or liability has been recorded regarding any of these legal actions or possible claims because the amount of the loss, if any, is undeterminable. Settlement, if any, made with respect to these actions would be accounted for as a charge to expenditures in the period in which it is likely that a future event will confirm the existence of a liability and the amount can be reasonably estimated.
- d) The City is committed to a third party under an agreement for the supply and operation of an off-street parking facility. The City's annual payment in respect of this commitment is \$183,208 for a period of 30 years commencing August 1, 1997.
- e) The City has issued a Demand Note to the Municipal Finance Authority (the "Authority") in the amount of \$3,050,000 (2024 - \$3,381,000). This Demand Note together with the cash deposit, as disclosed in Note 5, comprise an amount equal to one-half of the average annual installment of principal and interest for repayment of debenture debt issued by the Authority on behalf of the City, and is a requirement of the Authority.

CITY OF PRINCE GEORGE

Notes to the Financial Statements

For the year ended December 31, 2025

14. Commitments and Contingencies, continued

- f) The City is responsible for the payment of an annual operating contribution to Northern Sport Centre of not more than \$300,000. The term commenced January 1, 2007 and continues 30 years ending January 1, 2037.

15. Taxation and Grants in Lieu, net

The City collects taxes on behalf of and transfers these amounts to other the government authorities listed below.

	2025 (000's)	2024 (000's)
<u>Taxes and Grants in Lieu Collected</u>		
Property Taxes	\$ 151,639	\$ 140,018
Special Assessments	2,017	2,050
Grants in Lieu of Taxes	4,188	4,145
Province of B.C. - School Taxes	38,379	35,912
Regional Hospital District Taxes	16,129	15,437
Regional District of Fraser - Fort George	9,614	8,753
B.C. Assessment Authority	953	878
Municipal Finance Authority	4	4
Business Improvement Areas - Gateway	100	100
Business Improvement Areas - Downtown	369	358
Tourism Prince George Society - Hotel Tax	1,790	1,810
	<u>225,182</u>	<u>209,465</u>
<u>Taxes and Grants in Lieu Transferred</u>		
Province of B.C. - School Taxes	38,379	35,912
Regional Hospital District Taxes	16,129	15,437
Regional District of Fraser - Fort George	9,614	8,753
B.C. Assessment Authority	953	878
Municipal Finance Authority	4	4
Business Improvement Areas - Gateway	100	100
Business Improvement Areas - Downtown	369	358
	<u>65,548</u>	<u>61,442</u>
	<u>\$ 159,634</u>	<u>\$ 148,023</u>

CITY OF PRINCE GEORGE

Notes to the Financial Statements

For the year ended December 31, 2025

16. Contributions from Other Governments and Agencies

	2025 (000's)	2024 (000's)
<u>Federal Government</u>		
Capital	\$ 43	\$ 1,177
Canada Community Building Fund	3,556	3,556
Other	1,022	620
	<u>4,621</u>	<u>5,353</u>
<u>Provincial Government</u>		
Capital	159	1,149
Gaming Revenues	2,528	2,839
Revenue Sharing	1,047	1,045
Other	1,613	1,982
	<u>5,347</u>	<u>7,015</u>
<u>Other Government and Agencies</u>		
Capital	35	29
Regional District Library Grant	525	501
Other	715	479
	<u>1,275</u>	<u>1,009</u>
	<u>\$ 11,243</u>	<u>\$ 13,377</u>

17. Expenses by Object

	2025 (000's)	2024 (000's)
Labour and Benefits	\$ 90,799	\$ 82,583
Materials and Supplies	6,901	6,669
City Fleet Expense	4,555	4,354
Contracted Services	23,543	23,600
Electricity and Natural Gas	5,456	5,340
RCMP Contract	28,920	29,585
Professional Services and Insurance	5,196	4,629
Grants	2,305	1,785
Miscellaneous	5,842	6,088
Debt Interest and Fiscal Services	4,672	5,036
Amortization	33,756	32,183
Asset Retirement Obligation	-	(107)
Other Controlled Entities	7,087	6,739
	<u>\$ 219,032</u>	<u>\$ 208,484</u>

CITY OF PRINCE GEORGE

Notes to the Financial Statements

For the year ended December 31, 2025

18. Segmented Information

The City is a government institution that provides a wide range of services to its citizens, including police, fire, recreation and culture, transportation and public transit, development planning, sanitation, water and sewer. For management reporting purposes the City's operations and activities are organized and reported by fund. Funds were created for the purpose of recording specific activities to attain certain objectives in accordance with special regulations, restrictions or limitations. City services are provided by departments and their activities are reported by these funds and are disclosed in the segmented information.

The accounting policies used in these segments are consistent with those followed in the preparation of the Consolidated Financial Statements as disclosed in Note 1. For additional information see the Schedule of Segment Disclosure (Schedule 1).

For each reported segment, revenues and expenses represent both amounts that are directly attributable to the segment and amounts that are allocated on a reasonable basis. The General Revenue Fund reports on municipal services that are funded primarily by taxation such as property and business tax revenues. Certain division and departments that have separately disclosed in the segmented information along with the services they provide are as follows:

Protective Services

Protective Services includes Police Protection, Fire Protection, Emergency Measures and Bylaw Enforcement. Police Protection is provided to the City by the Royal Canadian Mounted Police (RCMP) through a police services contract with the Province of British Columbia (BC). Together the RCMP and the municipal employees at the detachment are committed to optimizing public safety through the community policing concept. Fire Protection includes fire suppression and protection, first responder medical services and emergency rescue, and fire dispatch within the City and Regional District. Emergency Measures provides a comprehensive emergency plan for coordinating response to emergencies and disasters. Bylaw Enforcement provides animal and parking control and other enforcement as required to support the bylaws in place within the community for the purpose of health, safety and security.

Community Services

Community Services provides public services that support recreation, sport and leisure activities in the aquatic and arena facilities, convention, entertainment, meeting, events and sport activities in the CN Centre and Prince George Conference and Civic Centre, the development of partnerships for health and social solutions at the community level and the provision of civic facilities for the community.

Transportation Services

This segment includes the provision of Street Maintenance which includes pavement repair, line painting, street cleaning, dust control, sidewalk maintenance, traffic sign and street light installation and maintenance. Transit services are provided in partnership with BC Transit; parking lots and parkades provide for off-street parking for downtown businesses; fleet vehicles service the organization's operational requirements; storm drainage controls drainage through open and piped systems; and snow and ice control provides snow removal and salt and sanding applications to the road network.

CITY OF PRINCE GEORGE

Notes to the Financial Statements

For the year ended December 31, 2025

18. Segmented Information, continued

Planning and Environmental Development

Planning includes both short and long-term development planning and application processing and permits as well as inspections, planning for neighbourhoods, parks, open spaces and pathways, and infrastructure planning and management. Environmental Development includes services and planning related to community forest, wildfire hazards, air quality, climate change, natural environment, ecosystem and habitat protection.

Sanitation and Waste Removal

This segment provides residential and (limited) commercial solid waste collection service and annual spring clean-up operations.

Public Health and Welfare

This segment provides for the Memorial Park Cemetery service and maintenance of the grounds.

Administration

The Administration of the City is captured under this section which includes Council, Office of the City Manager, Legislative Services, Communications, Human Resources and Corporate Safety, Civic Initiatives and Partnerships, Asset Management and Capital Planning, Finance, Service Centre, Risk and Procurement and IT Services.

District Energy

This segment provides energy for space heating and domestic water heating to buildings located within a service area. The infrastructure and operations are funded through a combination of user fees and contributions from General Operating Fund.

Water Services

Water Services provides potable water to the community which includes the pumping, treatment and distribution system and the wells and reservoirs. The infrastructure and operations are funded through a combination of user fees, grants, and special levies.

Sewer Services

Sewer Services provides for the collection and treatment of sewage which includes operation of the lift stations and wastewater treatment centre. The infrastructure and operations are funded through a combination of user fees, grants, and special levies.

CITY OF PRINCE GEORGE

Notes to the Financial Statements

For the year ended December 31, 2025

18. Segmented Information, continued

Asset Maintenance

This segment provides the investment in asset maintenance funded through transfers from reserves, DCCs, levies and fees. The costs represent amounts incurred for capital asset maintenance that do not meet the capitalization threshold as established for financial reporting purposes.

Reserves and Other Funds

Reserve funds have been created to hold financial assets for specific future requirements. Reserve funds are generally used for tangible capital asset acquisition and reinvestment.

Other Controlled Entities

Other controlled entities include the Prince George Public Library and Tourism Prince George Society.

19. Comparative Figures

Certain 2024 figures have been reclassified to conform to the 2025 financial statement presentation.

City of Prince George

Schedule 1 - Segment Disclosure - 2025

for the year ended December 31 (in thousands of dollars)	General Operating Fund				
	Protective Services	Community Services	Transportation Services	Planning & Environment Development	Sanitation & Waste Removal
REVENUES					
Taxation and Grants in Lieu, net	\$ -	\$ -	\$ -	\$ -	\$ -
Sales of Services, User Rates and Rentals	2,941	8,771	4,519	31	5,824
Investment Income and Actuarial Earnings	-	19	31	-	-
Development Cost Charges Contributions	-	-	-	-	-
Contributions from Other Governments and Agencies	1,117	933	-	-	-
Other Revenue	1,116	338	1,103	4,193	57
Gain on Disposal of Tangible Capital Assets	-	-	-	-	-
Asset Contributions	-	-	-	-	-
	<u>5,174</u>	<u>10,061</u>	<u>5,653</u>	<u>4,224</u>	<u>5,881</u>
EXPENSES					
Labour and Benefits	34,077	15,047	11,189	1,815	1,300
Goods and Services	32,515	9,157	18,792	431	1,856
Debt Interest and Fiscal Services	1,432	1,248	804	3	-
Amortization	3,062	7,498	13,127	-	442
Prince George Public Library	-	-	-	-	-
Tourism Prince George Society	-	-	-	-	-
	<u>71,086</u>	<u>32,950</u>	<u>43,912</u>	<u>2,249</u>	<u>3,598</u>
NET SURPLUS (DEFICIT) BEFORE TRANSFERS	(65,912)	(22,889)	(38,259)	1,975	2,283
Transfers	1,651	(2,198)	4,461	(274)	(2,757)
ANNUAL SURPLUS (DEFICIT)	<u>\$ (64,261)</u>	<u>\$ (25,087)</u>	<u>\$ (33,798)</u>	<u>\$ 1,701</u>	<u>\$ (474)</u>

City of Prince George

Schedule 1 - Segment Disclosure - 2025

General Operating Fund

Public Health & Welfare	Administration	District Energy	Water	Sewer	Asset Maintenance	Reserves & Other Funds	Other Controlled Entities	Consolidated 2025
\$ -	\$ 157,615	\$ -	\$ -	\$ 229	\$ -	\$ -	1,790	\$ 159,634
672	1,226	358	20,240	18,111	-	-	61	62,754
-	3,402	5	415	91	-	6,441	45	10,449
-	-	-	71	-	13	(146)	-	(62)
-	7,919	-	-	-	201	449	624	11,243
-	3,704	2	320	259	85	548	139	11,864
-	-	-	-	-	-	67	-	67
-	-	-	2,415	2,626	-	9,160	-	14,201
672	173,866	365	23,461	21,316	299	16,519	2,659	270,150
468	14,634	58	2,868	3,319	6,024	-	-	90,799
141	8,481	629	1,825	1,770	7,121	-	-	82,718
10	697	-	388	90	-	-	-	4,672
183	2,109	663	3,102	3,066	-	-	504	33,756
-	-	-	-	-	-	-	4,918	4,918
-	-	-	-	-	-	-	2,169	2,169
802	25,921	1,350	8,183	8,245	13,145	-	7,591	219,032
(130)	147,945	(985)	15,278	13,071	(12,846)	16,519	(4,932)	51,118
(146)	(23,416)	370	(12,155)	(8,918)	12,846	30,536	-	-
\$ (276)	\$ 124,529	\$ (615)	\$ 3,123	\$ 4,153	\$ -	\$ 47,055	\$ (4,932)	\$ 51,118

Asset Maintenance

Expenses by Fund

General	\$ 7,720
District Energy	17
Water	3,433
Sewer	1,975
	<u>\$ 13,145</u>

City of Prince George

Schedule 1 - Segment Disclosure - 2024

for the year ended December 31 (in thousands of dollars)	General Operating Fund				
	Protective Services	Community Services	Transportation Services	Planning & Environment Development	Sanitation & Waste Removal
REVENUES					
Taxation and Grants in Lieu, net	\$ -	\$ -	\$ -	\$ -	\$ -
Sales of Services, User Rates and Rentals	2,862	9,672	3,763	18	5,457
Investment Income and Actuarial Earnings	-	32	25	-	-
Development Cost Charges Contributions	-	-	-	-	-
Contributions from Other Governments and Agencies	656	576	-	75	-
Other Revenue	769	327	952	3,395	36
Gain (Loss) on Disposal of Tangible Capital Assets	-	-	-	-	-
Asset Contributions	-	-	-	-	-
	<u>4,287</u>	<u>10,607</u>	<u>4,740</u>	<u>3,488</u>	<u>5,493</u>
EXPENSES					
Labour and Benefits	31,087	13,991	10,289	1,982	1,194
Goods and Services	33,155	9,542	18,452	481	1,828
Debt Interest and Fiscal Services	1,493	1,262	911	-	1
Asset Retirement Obligation	-	-	-	-	-
Amortization	3,019	6,989	12,671	-	361
Prince George Public Library	-	-	-	-	-
Tourism Prince George Society	-	-	-	-	-
	<u>68,754</u>	<u>31,784</u>	<u>42,323</u>	<u>2,463</u>	<u>3,384</u>
NET SURPLUS (DEFICIT) BEFORE TRANSFERS	<u>(64,467)</u>	<u>(21,177)</u>	<u>(37,583)</u>	<u>1,025</u>	<u>2,109</u>
Transfers	<u>(1,658)</u>	<u>(2,100)</u>	<u>4,112</u>	<u>(47)</u>	<u>(2,485)</u>
ANNUAL SURPLUS (DEFICIT)	<u>\$ (66,125)</u>	<u>\$ (23,277)</u>	<u>\$ (33,471)</u>	<u>\$ 978</u>	<u>\$ (376)</u>

City of Prince George

Schedule 1 - Segment Disclosure - 2024

General Operating Fund

Public Health & Welfare	Administration	District Energy	Water	Sewer	Asset Maintenance	Reserves & Other Funds	Other Controlled Entities	Consolidated 2024
\$ -	\$ 145,992	\$ -	\$ -	\$ 221	\$ -	\$ -	1,810	\$ 148,023
807	1,729	359	19,015	16,909	-	5	36	60,632
-	4,325	11	429	131	-	9,108	78	14,139
-	-	-	189	-	43	471	-	703
-	8,673	-	-	-	402	2,541	454	13,377
154	1,661	1	317	173	238	292	92	8,407
-	-	-	-	-	-	15	-	15
-	-	-	764	672	-	4,306	-	5,742
961	162,380	371	20,714	18,106	683	16,738	2,470	251,038
461	13,116	54	2,537	3,017	4,855	-	-	82,583
189	7,773	448	1,865	1,651	6,665	-	-	82,049
9	824	-	445	91	-	-	-	5,036
-	(107)	-	-	-	-	-	-	(107)
132	2,091	661	2,998	2,837	-	-	424	32,183
-	-	-	-	-	-	-	4,602	4,602
-	-	-	-	-	-	-	2,138	2,138
791	23,697	1,163	7,845	7,596	11,520	-	7,164	208,484
170	138,683	(792)	12,869	10,510	(10,837)	16,738	(4,694)	42,554
(95)	(21,367)	131	(6,632)	(10,118)	10,837	29,422	-	-
\$ 75	\$ 117,316	\$ (661)	\$ 6,237	\$ 392	\$ -	\$ 46,160	\$ (4,694)	\$ 42,554

Asset Maintenance

Expenses by Fund

General	\$ 7,318
District Energy	31
Water	2,332
Sewer	1,839
	<u>\$ 11,520</u>

City of Prince George

Schedule 2 - Reserve Funds - 2025

for the year ended December 31 (in thousands of dollars)	General Capital (a)	Water Capital	Sewer Capital	Downtown Off- Street Parking	Computers & Equipment (b)
Reserve Funds					
Equity, Beginning of Year	\$ 30,123	\$ 22,298	\$ 24,780	\$ 10,336	\$ 4,345
Investment Income	1,080	937	878	340	145
MFA Debt Reserve Refund	-	106	1	1	-
Other revenue	-	-	-	-	-
	<u>1,080</u>	<u>1,043</u>	<u>879</u>	<u>341</u>	<u>145</u>
Transfers from (to)					
General Operating Fund	10,906	-	-	1,035	(112)
General Capital	(6,419)	16	16	(53)	(1,603)
District Energy Operating Fund	-	-	-	-	-
District Energy Capital	-	-	-	-	-
Water Operating Fund	-	10,265	-	-	-
Water Capital	-	(4,279)	-	-	-
Sewer Operating Fund	-	-	9,652	-	-
Sewer Capital	-	-	(8,033)	-	-
Land Capital	-	-	-	-	-
Other Reserves	(1,225)	-	-	-	1,939
	<u>3,262</u>	<u>6,002</u>	<u>1,635</u>	<u>982</u>	<u>224</u>
Equity, End of Year	<u>\$ 34,465</u>	<u>\$ 29,343</u>	<u>\$ 27,294</u>	<u>\$ 11,659</u>	<u>\$ 4,714</u>

City of Prince George

Schedule 2 - Reserve Funds

Land Development	Northern Capital & Planning	Snow Control	Road Rehabilitation	Safe Restart Grant	BC Growing Community Fund	Other Statutory & Regulated (c)	Total 2025
\$ -	\$ 4,020	\$ 2,101	\$ 3,361	\$ 3,289	\$ 13,170	\$ 60,506	\$ 178,329
-	123	177	198	108	428	2,026	6,440
-	-	-	-	-	-	124	232
-	-	-	-	-	-	123	123
-	123	177	198	108	428	2,273	6,795
-	(11)	688	6,986	(3,397)	(96)	4,753	20,752
-	(1,282)	-	(7,001)	-	(2,508)	(5,573)	(24,407)
-	-	-	-	-	-	225	225
-	-	-	-	-	-	(47)	(47)
-	-	-	-	-	-	-	10,265
-	-	-	-	-	-	-	(4,279)
-	-	-	-	-	-	-	9,652
-	-	-	-	-	-	-	(8,033)
16	-	-	-	-	-	9	25
(16)	-	-	-	-	-	(698)	-
-	(1,293)	688	(15)	(3,397)	(2,604)	(1,331)	4,153
\$ -	\$ 2,850	\$ 2,966	\$ 3,544	\$ -	\$ 10,994	\$ 61,448	\$ 189,277

- (a) Gaming Reserve
Endowment Fund
Capital Expenditure Reserve
General Infrastructure Reinvestment Reserve
- (b) Mobile Equipment Reserve
Computer Equipment Reserve
- (c) Storm Drainage Reserve
Debt Reduction Reserve
Southwest Sector Recreation Reserves
Parkland Acquisition Reserve
Lease-in Lease-out Legacy Reserve
Extension - Ospika / Marleau Reserve
EVP Crown Land Forestry Reserve
Solid Waste Reserve
Transit Operating Reserve
Canada Community-Building Fund Reserve
Climate Action Revenue Reserve
Major Events Reserve
Miscellaneous Reserve
Performing Arts Reserve
Community Fibre Optic Reserve

City of Prince George

Schedule 3 - Tangible Capital Assets - 2025

for the year ended December 31 (in thousands of dollars)	Assets Under Construction	Land	Buildings & Improvements	Vehicles, Machinery & Equip	Other
Cost					
Opening costs	\$ 26,802	\$ 109,557	\$ 330,874	\$ 73,417	\$ 2,195
Additions during the year	2,143	297	6,039	4,005	225
Transfers to tangible capital assets	(18,969)	-	3,832	190	-
Property held for resale	-	1,356	-	-	-
Disposals	-	(27)	-	(2,255)	-
Closing costs	9,976	111,183	340,745	75,357	2,420
Accumulated Amortization					
Opening accumulated amortization	-	-	178,360	46,875	1,904
Amortization	-	-	10,116	4,992	163
Disposals	-	-	-	(1,822)	-
Closing accumulated amortization	-	-	188,476	50,045	2,067
Net Book Value of Tangible Capital Assets	\$ 9,976	\$ 111,183	\$ 152,269	\$ 25,312	\$ 353

City of Prince George
Schedule 3 - Tangible Capital Assets - 2025

Infrastructure

Infrastructure							
Roads	Parks	Water	Sanitary Sewer	Storm Drainage	Energy & Comm		Total 2025
\$ 371,654	\$ 53,799	\$ 207,729	\$ 153,713	\$ 95,284	\$ 20,188	\$	1,445,212
21,605	5,696	6,155	10,920	4,824	72		61,981
300	926	8,117	5,563	41	-		-
-	-	-	-	-	-		1,356
(1,387)	(33)	(573)	(34)	-	-		(4,309)
<u>392,172</u>	<u>60,388</u>	<u>221,428</u>	<u>170,162</u>	<u>100,149</u>	<u>20,260</u>		1,504,240
189,486	23,649	71,961	66,857	24,644	7,413		611,149
8,689	1,940	3,102	3,066	1,018	670		33,756
(1,106)	(33)	(573)	(34)	-	-		(3,568)
<u>197,069</u>	<u>25,556</u>	<u>74,490</u>	<u>69,889</u>	<u>25,662</u>	<u>8,083</u>		641,337
<u>\$ 195,103</u>	<u>\$ 34,832</u>	<u>\$ 146,938</u>	<u>\$ 100,273</u>	<u>\$ 74,487</u>	<u>\$ 12,177</u>	<u>\$</u>	862,903

City of Prince George

Schedule 3 - Tangible Capital Assets - 2024

for the year ended December 31 (in thousands of dollars)	Assets Under Construction	Land	Buildings & Improvements	Vehicles, Machinery & Equip	Other
Cost					
Opening costs	\$ 20,316	\$ 107,295	\$ 320,262	\$ 67,670	\$ 1,983
Additions during the year	14,842	2,349	6,845	6,062	212
Asset Retirement Obligations	-	-	419	-	-
Transfers to tangible capital assets	(8,356)	200	3,136	2,490	-
Property held for resale	-	(287)	-	-	-
Assets under capital lease	-	-	-	207	-
Disposals	-	-	-	(3,012)	-
Closing costs	<u>26,802</u>	<u>109,557</u>	<u>330,662</u>	<u>73,417</u>	<u>2,195</u>
Accumulated Amortization					
Opening accumulated amortization	-	-	168,629	45,036	1,576
Amortization	-	-	9,519	4,747	328
Disposals	-	-	-	(2,908)	-
Closing accumulated amortization	<u>-</u>	<u>-</u>	<u>178,148</u>	<u>46,875</u>	<u>1,904</u>
Net Book Value of Tangible Capital Assets	<u>\$ 26,802</u>	<u>\$ 109,557</u>	<u>\$ 152,514</u>	<u>\$ 26,542</u>	<u>\$ 291</u>

City of Prince George

Schedule 3 - Tangible Capital Assets - 2024

Infrastructure

Infrastructure							
Roads	Parks	Water	Sanitary Sewer	Storm Drainage	Energy & Comm		Total 2024
\$ 360,146	\$ 51,746	\$ 201,480	\$ 149,527	\$ 92,180	\$ 20,188	\$	1,392,793
12,781	1,707	5,873	3,409	3,104	-		57,184
-	96	-	-	-	-		515
1,127	250	376	777	-	-		-
-	-	-	-	-	-		(287)
-	-	-	-	-	-		207
(2,400)	-	-	-	-	-		(5,412)
<u>371,654</u>	<u>53,799</u>	<u>207,729</u>	<u>153,713</u>	<u>95,284</u>	<u>20,188</u>		1,445,000
183,193	21,876	68,963	64,020	23,677	6,745		583,715
8,346	1,773	2,998	2,837	967	668		32,183
(2,053)	-	-	-	-	-		(4,961)
<u>189,486</u>	<u>23,649</u>	<u>71,961</u>	<u>66,857</u>	<u>24,644</u>	<u>7,413</u>		610,937
<u>\$ 182,168</u>	<u>\$ 30,150</u>	<u>\$ 135,768</u>	<u>\$ 86,856</u>	<u>\$ 70,640</u>	<u>\$ 12,775</u>	<u>\$</u>	834,063

This page intentionally left blank

City of Prince George

Schedule 4 - Statement of Financial Position - Trust Funds

as at December 31
(in thousands of dollars)

	2025	2024
ASSETS		
Cash and Cash Equivalents	\$ 3,373	\$ 3,270
ACCUMULATED SURPLUS		
Winter Games	120	116
Cemetery Care	3,240	3,142
Discovery Place	12	12
Elections Campaign	1	1
	<u>\$ 3,373</u>	<u>\$ 3,271</u>

Statement of Operations - Trust Funds

for the year ended December 31 (in thousands of dollars)	Winter Games	Cemetery Care	Discovery Place	Elections Campaign	2025 Total	2024 Total
Trust Funds						
Accumulated Surplus - Beginning of Year	\$ 116	\$ 3,142	\$ 12	\$ 1	\$ 3,271	\$ 3,141
Investment Income and Actuarial Earnings	4	105	-	-	109	161
Third Party Contributions	-	90	-	-	90	123
Transfers to/from						
General Operations to	-	(97)	-	-	(97)	(154)
	<u>4</u>	<u>98</u>	<u>-</u>	<u>-</u>	<u>102</u>	<u>130</u>
Accumulated Surplus - End of Year	<u>\$ 120</u>	<u>\$ 3,240</u>	<u>\$ 12</u>	<u>\$ 1</u>	<u>\$ 3,373</u>	<u>\$ 3,271</u>

NOTE:

As described in Note 1.a.iv of the Notes to the Consolidated Financial Statements, Trust Funds are not included in the City of Prince George Consolidated Financial Statements.

City of Prince George

Schedule 5 - Debt

as at December 31
(in thousands of dollars)

Bylaw SI/LA	Issue No.	Date of Issue	Purpose	Date of Maturity	Rate	Principal Outstanding December 31	Principal Outstanding Dec. 31, 2024
General Capital Fund Debt							
0112/7361	93	Apr 06/05	Snow Disposal	Apr 06/25	5.10	-	63
0112/7486	93	Apr 06/05	Road Rehabilitation	Apr 06/25	5.10	-	129
0112/7506	93	Apr 06/05	City Yard	Apr 06/25	5.10	-	29
2005/7361	95	Oct 13/05	Snow Disposal	Oct 13/25	4.77	-	29
2005/7486	95	Oct 13/05	Exhibition Grounds	Oct 13/25	4.77	-	63
2005/7598	95	Oct 13/05	Exhibition Grounds	Oct 13/25	4.77	-	8
2006/7486	97	Apr 19/06	Road Rehabilitation	Apr 19/26	1.53	74	145
2006/7748/1	99	Oct 19/06	Exhibition Grounds	Oct 19/26	1.53	6	12
2007/7505G	101	Aug 01/07	RCMP New Facility	Aug 01/27	3.39	385	569
2516/7970	105	Apr 21/09	Cameron Street Bridge	Jun 03/29	4.10	668	819
2516/8011	105	Apr 21/09	Cemetery Redevelopment	Jun 03/29	4.10	35	43
2592/7970	110	Apr 08/10	Cameron Street Bridge	Apr 08/30	3.38	1,118	1,320
2697/8284	118	Apr 11/12	River Rd. Reconstruction	Apr 11/32	3.39	1,690	1,904
2477/7505	121	Apr 04/12	RCMP New Facility	Apr 04/32	3.39	4,294	4,828
2760/8011	121	Apr 04/12	RCMP New Facility	Apr 04/32	3.39	578	650
2760/8011	129	Jul 31/14	RCMP New Facility	Jul 31/34	2.00	4,500	5,000
2948/8329	133	Oct 02/15	18th Ave Admin Bldg	Oct 02/35	2.75	1,756	1,900
2948/8316	133	Oct 02/15	RCMP New Facility	Oct 02/35	2.75	8,088	8,754
3044/8674	142	Oct 04/17	Foreman Road Landslide	Oct 04/37	3.15	669	715
3072/8748	145	Apr 23/18	Kin 3 Arena Floor	Apr 23/38	3.15	711	755
3136/8846	149	Oct 09/19	Nechako Riverside Park	Oct 09/39	2.24	478	506
3153/8953	150	Apr 09/20	Kelly Rd North Culvert	Apr 09/40	1.99	527	557
3208/8745	153	Apr 15/21	Second Ave Parkade	Apr 15/41	2.41	2,272	2,389
3208/8889	153	Apr 15/21	Fire Hall #1 Replacement	Apr 15/41	2.41	12,508	13,153
3248/8888	157	Apr 08/22	FSLP Replacement	Apr 08/42	3.36	22,429	23,479
3248/9008	157	Apr 08/22	Mausoleum Exp Ph 2	Apr 08/42	3.36	1,161	1,215
3248/9011	157	Apr 08/22	Masich Stdm Amenities	Apr 08/42	3.36	2,376	2,487
3248/9012	157	Apr 08/22	Ron Brent Prk Redevelop	Apr 08/42	3.36	1,473	1,542
3248/9013	157	Apr 08/22	14th Ave Upgrades	Apr 08/42	3.36	902	944
3248/9014	157	Apr 08/22	Dmno/StLwrnc Signalizing	Apr 08/42	3.36	440	460
3248/9015	157	Apr 08/22	Hwy 16 West Frontage	Apr 08/42	3.36	704	737
3248/9015	157	Apr 08/22	Goose Ctry Rd Culvert Rplc	Apr 08/42	3.36	369	387
3337/9009	161	Apr 09/24	Civic Facility Roof Rplcmnt	Apr 09/44	4.44	3,490	3,615
3337/9010	161	Apr 09/24	Aquatic Centre Renewal	Apr 09/44	4.44	759	786
3337/9017	161	Apr 09/24	Street Light & Signal Rplc	Apr 09/44	4.44	890	922
						75,350	80,914
Capital Lease - Concert Realty Services Ltd (Westel)					9.50	464	964
Capital Lease - PNC Equipment Finance					7.49	89	188
Equipment Loans - Municipal Finance Authority					(b)	13,591	11,704
Total General Capital Fund Debt						\$ 89,494	\$ 93,770
General Operating Fund Debt							
3100/8758	146	Sep 19/18	PG Pulpmill Road Erosion	Sep 19/38	3.20	290	308
Downtown Incentives - Northern Development Initiative Trust				2029	0.00	1,407	1,860
Total General Operating Fund Debt						\$ 1,697	\$ 2,168

(a) Future payments do not include actuarial amounts.

(b) The rate of interest on the equipment loans varied from 2.91% to 4.05% (2024 - 4.25% to 5.61%).

City of Prince George

Schedule 5 - Debt

FUTURE PAYMENTS (a)
(Including Principal and Interest)

2026	2027	2028	2029	2030
-	-	-	-	-
-	-	-	-	-
-	-	-	-	-
-	-	-	-	-
-	-	-	-	-
43	-	-	-	-
4	-	-	-	-
212	165	-	-	-
186	186	186	135	-
10	10	10	7	-
171	171	171	171	149
286	286	286	286	286
692	692	692	692	692
93	93	93	93	93
588	578	568	558	548
189	189	189	189	189
869	869	869	869	869
69	69	69	69	69
68	68	68	68	68
38	38	38	38	38
41	41	41	41	41
175	175	175	175	175
964	964	964	964	964
1,855	1,855	1,855	1,855	1,855
96	96	96	96	96
196	196	196	196	196
122	122	122	122	122
75	75	75	75	75
36	36	36	36	36
58	58	58	58	58
31	31	31	31	31
287	287	287	287	287
62	62	62	62	62
73	73	73	73	73
7,589	7,485	7,310	7,246	7,072
502	-	-	-	-
92	-	-	-	-
2,996	2,560	2,155	1,781	1,456
\$ 11,179	\$ 10,045	\$ 9,465	\$ 9,027	\$ 8,528
28	28	28	28	28
453	339	315	300	-
\$ 481	\$ 367	\$ 343	\$ 328	\$ 28

City of Prince George

Schedule 5 - Debt

as at December 31
(in thousands of dollars)

Bylaw SI/LA	Issue No.	Date of Issue	Purpose	Date of Maturity	Rate	Principal Outstanding December 31	Principal Outstanding Dec. 31, 2024
Water Capital Fund Debt							
0112/7361	93	Apr 06/05	Hart Nechako Supply	Apr 06/25	5.10	-	63
2005/7361A	95	Oct 13/05	Hart Nechako Supply	Oct 13/25	4.77	-	247
2005/7598A	95	Oct 25/05	Hart Nechako Supply	Oct 25/25	4.77	-	96
2006/7598	97	Apr 19/06	Hart Nechako Supply	Apr 19/26	1.53	11	22
2006/7748	97	Apr 19/06	Hart Nechako Supply	Apr 19/26	1.53	278	546
2006/7361	99	Oct 19/06	Cranbrook Hill Reservoir	Oct 19/26	1.53	82	160
2006/7748	99	Oct 19/06	Cranbrook Hill Reservoir	Oct 19/26	1.53	1	3
2007/7361W	101	Aug 01/07	Foothills Blvd Main	Aug 01/27	3.39	114	168
2007/7486W	101	Aug 01/07	Foothills Blvd Main	Aug 01/27	3.39	153	226
2008/7924	104	Nov 20/08	PW805 to Ferry	Nov 20/28	4.30	134	175
2697/8287	118	Apr 11/12	Simon Fraser Bridge Pipe	Apr 11/32	3.39	331	372
Total Water Capital Fund Debt						\$ 1,104	\$ 2,078

(a) Future payments do not include actuarial amounts.

City of Prince George

Schedule 5 - Debt

FUTURE PAYMENTS (a)
(Including Principal and Interest)

2026	2027	2028	2029	2030
-	-	-	-	-
-	-	-	-	-
-	-	-	-	-
6	-	-	-	-
162	-	-	-	-
56	-	-	-	-
1	-	-	-	-
63	49	-	-	-
84	65	-	-	-
50	50	50	-	-
56	56	56	56	56
<u>\$ 478</u>	<u>\$ 220</u>	<u>\$ 106</u>	<u>\$ 56</u>	<u>\$ 56</u>

City of Prince George

Schedule 5 - Debt

as at December 31
(in thousands of dollars)

Bylaw SI/LA	Issue No.	Date of Issue	Purpose	Date of Maturity	Rate	Principal Outstanding December 31	Principal Outstanding Dec. 31, 2024
Sewer Capital Fund Debt							
2006/7361/1	99	Oct 19/06	Blackburn Treatment Plant	Oct 19/26	1.53	6	11
2007/7361S	101	Aug 01/07	Blackburn Treatment Plant	Aug 01/27	3.39	32	48
2975/8515	137	Apr 19/16	Sanitary Sewer	Apr 19/36	2.60	956	1,027
3136/8722	149	Oct 09/19	Sanitary Sewer	Oct 09/39	2.24	1,203	1,271
3270/8911	158	Sep 23/22	Dunbar Pl Sewer Extn	Apr 09/40	4.09	120	125
Total Sewer Capital Fund Debt						\$ 2,317	\$ 2,482
TOTAL DEBT						\$ 94,612	\$ 100,498

(a) Future payments do not include actuarial amounts.

City of Prince George

Schedule 5 - Debt

FUTURE PAYMENTS (a)
(Including Principal and Interest)

	2026	2027	2028	2029	2030
	4	-		-	-
	18	14	-	-	-
	93	93	93	93	93
	94	94	94	94	94
	10	10	10	10	10
	<u>\$ 219</u>	<u>\$ 211</u>	<u>\$ 197</u>	<u>\$ 197</u>	<u>\$ 197</u>
	<u>\$ 12,357</u>	<u>\$ 10,843</u>	<u>\$ 10,111</u>	<u>\$ 9,608</u>	<u>\$ 8,809</u>



Tax exemptions

Revitalization tax exemptions 102
Permissive tax exemptions 109

Revitalization Tax Exemptions

Downtown Revitalization Tax Exemptions

The City coordinates incentive programs that have helped to attract more than \$50 million dollars in investment to Prince George's downtown. They have stimulated new housing, hotels, retail and restaurants, Prince George's first craft brewery and improvements to existing buildings.

The Revitalization Tax Exemption provides ten-year municipal tax exemptions for eligible projects:

- For new buildings, the tax exemption is applied to the full value of the project, calculated on the assessed value of the completed project.
- On renovations, the exemption is applied to any increase in municipal taxes that would result from the increased property assessment associated with the improvement

Over the past several years, the City has partnered with Northern Development Initiative Trust (NDIT) to provide an option for developers who wish to take the value of the ten-year tax exemption as a lump sum payment up-front. All of the available funds have now been allocated.

SUMMARY DOWNTOWN REVITALIZATION EXEMPTION BYLAW 8370, 2011 APPLICATIONS FOR PROPERTY TAX EXEMPTION

Name	Address	Tax Year	
		2024	2025
Number 270 Holdings Ltd	1320 2nd Ave	\$5,861.61	\$5,837.54
Cimo Land Corp	601 Victoria	\$3,377.51	\$2,983.16
Workers Capital (PG) Holdiongs	500 Quebec	\$71,646.74	\$68,204.84
Mackenzie Data	180 Victoria	\$1,658.49	\$1,759.32
GKL Properties Ltd	1303 3rd Ave	\$7,299.77	\$7,189.62
1054594 BC Ltd	508 George	\$6,341.00	\$6,245.31
Nanacy O's Restaurant Group Inc	1253 3rd Avwe	\$19,691.96	\$20,300.49
1127695 BC Ltd	787 Vancouver St	\$18,627.45	\$19,369.95
Parkhouse Ph 1	1087 6th Ave	\$81,434.12	\$84,932.18
Mundi SDR	585 Dominion	\$194,207.00	\$202,623.00
Second Act Investments Inc	310 Vancouver St	\$5,274.58	\$5,755.09
Mitch McLeof Engineering Inc	1395 5Th Ave	\$2,754.50	\$4,574.94
RMG Enterprises Inc	185 Quebec	\$6,519.97	\$3,875.58
PG Student Housing Ltd	1404 Patricia Boulevard	\$311,683.91	\$308,108.83
TOTAL DOWNTOWN REVITALIZATION BYLAW 8370, 2011		\$736,378.61	\$741,759.85

SUMMARY DOWNTOWN REVITALIZATION EXEMPTION BYLAW 8370, 2011
APPLICATIONS FOR EARLY BENEFIT PAYOUT

Name		Tax Year	
		2024	2025
All West Glass	1011 Victoria Street	\$34,884.60	\$34,884.60
Royal Bank of Canada	550 Victoria Street	\$70,000.00	\$70,000.00
Re/Max	611 Brunswick Street	\$8,626.90	\$8,626.90
CBI - Money Concepts	492 Victoria Street	\$21,948.60	\$21,948.60
1034857 BC Ltd	1165 5th Avenue	\$2,575.00	\$2,575.00
Homework Lifestyles	1245 3rd Avenue	\$14,438.00	\$14,438.00
Marriot Hotel	900 Brunswick Street	\$300,000.00	\$300,000.00
Dr. Silver Ophthalmology	1360 5th Avenue	\$400.00	\$400.00
TOTAL DOWNTOWN REVITALIZATION BYLAW 8370, 2011 (EARLY BENEFIT)		\$452,873.10	\$452,873.10

Revitalization Tax Exemptions

Multi-Family Housing Incentives

The City of Prince George offers an incentive program for multi-family housing located in key growth areas that incorporates adaptable housing standards into 50% of the units.

The program offers tax exemptions and reductions in development cost charges for market and non-market housing projects that include three or more attached units (single-family dwellings and duplexes are not eligible).

The program's goals:

- Creating a wider variety of housing options to serve all of our residents
- Developing housing that is more accessible for seniors and people who use mobility devices
- Creating walkable neighbourhoods by developing multi-family housing in areas that are served by transit and close to amenities
- Reducing barriers to non-profit housing providers developing affordable housing projects

CIVIC ADDRESS	LEGAL DESCRIPTION	EXEMPTION
105-1444 20TH AVE	SL 1 District Lot 343 Plan EPS4459	1,649.23
106-1444 20TH AVE	SL 2 District Lot 343 Plan EPS4459	1,811.65
103-1444 20TH AVE	SL 3 District Lot 343 Plan EPS4459	1,468.06
104-1444 20TH AVE	SL 4 District Lot 343 Plan EPS4459	1,468.06
101-1444 20TH AVE	SL 5 District Lot 343 Plan EPS4459	1,568.02
102-1444 20TH AVE	SL 6 District Lot 343 Plan EPS4459	1,568.02

CIVIC ADDRESS	LEGAL DESCRIPTION	EXEMPTION
100-1444 20TH AVE	SL 7 District Lot 343 Plan EPS4459	1,530.53
108-1444 20TH AVE	SL 8 District Lot 343 Plan EPS4459	2,111.51
107-1444 20TH AVE	SL 9 District Lot 343 Plan EPS4459	2,105.27
110-1444 20TH AVE	SL 10 District Lot 343 Plan EPS4459	2,124.01
109-1444 20TH AVE	SL 11 District Lot 343 Plan EPS4459	2,124.01
112-1444 20TH AVE	SL 12 District Lot 343 Plan EPS4459	2,124.01
111-1444 20TH AVE	SL 13 District Lot 343 Plan EPS4459	2,124.01
114-1444 20TH AVE	SL 14 District Lot 343 Plan EPS4459	2,105.27
113-1444 20TH AVE	SL 15 District Lot 343 Plan EPS4459	2,111.51
115-1444 20TH AVE	SL 16 District Lot 343 Plan EPS4459	2,105.27
116-1444 20TH AVE	SL 17 District Lot 343 Plan EPS4459	2,161.49
118-1444 20TH AVE	SL 18 District Lot 343 Plan EPS4459	1,393.10
117-1444 20TH AVE	SL 19 District Lot 343 Plan EPS4459	1,380.60
120-1444 20TH AVE	SL 20 District Lot 343 Plan EPS4459	2,205.22
119-1444 20TH AVE	SL 21 District Lot 343 Plan EPS4459	2,105.27
122-1444 20TH AVE	SL 22 District Lot 343 Plan EPS4459	2,105.27
121-1444 20TH AVE	SL 23 District Lot 343 Plan EPS4459	2,124.01
123-1444 20TH AVE	SL 24 District Lot 343 Plan EPS4459	2,205.22
124-1444 20TH AVE	SL 25 District Lot 343 Plan EPS4459	2,124.01
126-1444 20TH AVE	SL 26 District Lot 343 Plan EPS4459	1,393.10
125-1444 20TH AVE	SL 27 District Lot 343 Plan EPS4459	2,092.77
127-1444 20TH AVE	SL 28 District Lot 343 Plan EPS4459	2,217.71
221-1444 20TH AVE	SL 29 District Lot 343 Plan EPS4459	868.34
220-1444 20TH AVE	SL 30 District Lot 343 Plan EPS4459	837.11
219-1444 20TH AVE	SL 31 District Lot 343 Plan EPS4459	837.11
218-1444 20TH AVE	SL 32 District Lot 343 Plan EPS4459	868.34
216-1444 20TH AVE	SL 33 District Lot 343 Plan EPS4459	930.81
217-1444 20TH AVE	SL 34 District Lot 343 Plan EPS4459	924.57
214-1444 20TH AVE	SL 35 District Lot 343 Plan EPS4459	924.57
215-1444 20TH AVE	SL 36 District Lot 343 Plan EPS4459	918.32
212-1444 20TH AVE	SL 37 District Lot 343 Plan EPS4459	918.32
213-1444 20TH AVE	SL 38 District Lot 343 Plan EPS4459	924.57
210-1444 20TH AVE	SL 39 District Lot 343 Plan EPS4459	924.57
211-1444 20TH AVE	SL 40 District Lot 343 Plan EPS4459	924.57
208-1444 20TH AVE	SL 41 District Lot 343 Plan EPS4459	924.57
209-1444 20TH AVE	SL 42 District Lot 343 Plan EPS4459	930.81

CIVIC ADDRESS	LEGAL DESCRIPTION	EXEMPTION
206-1444 20TH AVE	SL 43 District Lot 343 Plan EPS4459	924.57
207-1444 20TH AVE	SL 44 District Lot 343 Plan EPS4459	918.32
204-1444 20TH AVE	SL 45 District Lot 343 Plan EPS4459	943.31
205-1444 20TH AVE	SL 46 District Lot 343 Plan EPS4459	862.10
203-1444 20TH AVE	SL 47 District Lot 343 Plan EPS4459	862.10
202-1444 20TH AVE	SL 48 District Lot 343 Plan EPS4459	862.10
201-1444 20TH AVE	SL 49 District Lot 343 Plan EPS4459	1,336.88
200-1444 20TH AVE	SL 50 District Lot 343 Plan EPS4459	1,330.63
222-1444 20TH AVE	SL 51 District Lot 343 Plan EPS4459	1,393.10
223-1444 20TH AVE	SL 52 District Lot 343 Plan EPS4459	2,105.27
224-1444 20TH AVE	SL 53 District Lot 343 Plan EPS4459	2,086.52
225-1444 20TH AVE	SL 54 District Lot 343 Plan EPS4459	2,086.52
226-1444 20TH AVE	SL 55 District Lot 343 Plan EPS4459	2,086.52
227-1444 20TH AVE	SL 56 District Lot 343 Plan EPS4459	2,086.52
228-1444 20TH AVE	SL 57 District Lot 343 Plan EPS4459	2,086.52
229-1444 20TH AVE	SL 58 District Lot 343 Plan EPS4459	2,124.01
230-1444 20TH AVE	SL 59 District Lot 343 Plan EPS4459	2,124.01
231-1444 20TH AVE	SL 60 District Lot 343 Plan EPS4459	2,086.52
232-1444 20TH AVE	SL 61 District Lot 343 Plan EPS4459	2,124.01
233-1444 20TH AVE	SL 62 District Lot 343 Plan EPS4459	2,105.27
234-1444 20TH AVE	SL 63 District Lot 343 Plan EPS4459	2,111.51
235-1444 20TH AVE	SL 64 District Lot 343 Plan EPS4459	2,086.52
236-1444 20TH AVE	SL 65 District Lot 343 Plan EPS4459	2,161.49
238-1444 20TH AVE	SL 66 District Lot 343 Plan EPS4459	1,449.32
237-1444 20TH AVE	SL 67 District Lot 343 Plan EPS4459	1,374.36
240-1444 20TH AVE	SL 68 District Lot 343 Plan EPS4459	2,217.71
239-1444 20TH AVE	SL 69 District Lot 343 Plan EPS4459	2,080.28
242-1444 20TH AVE	SL 70 District Lot 343 Plan EPS4459	2,105.27
241-1444 20TH AVE	SL 71 District Lot 343 Plan EPS4459	2,217.71
243-1444 20TH AVE	SL 72 District Lot 343 Plan EPS4459	2,130.25
244-1444 20TH AVE	SL 73 District Lot 343 Plan EPS4459	2,124.01
246-1444 20TH AVE	SL 74 District Lot 343 Plan EPS4459	1,393.10
245-1444 20TH AVE	SL 75 District Lot 343 Plan EPS4459	2,099.02
247-1444 20TH AVE	SL 76 District Lot 343 Plan EPS4459	2,130.25
321-1444 20TH AVE	SL 77 District Lot 343 Plan EPS4459	868.34
320-1444 20TH AVE	SL 78 District Lot 343 Plan EPS4459	837.11

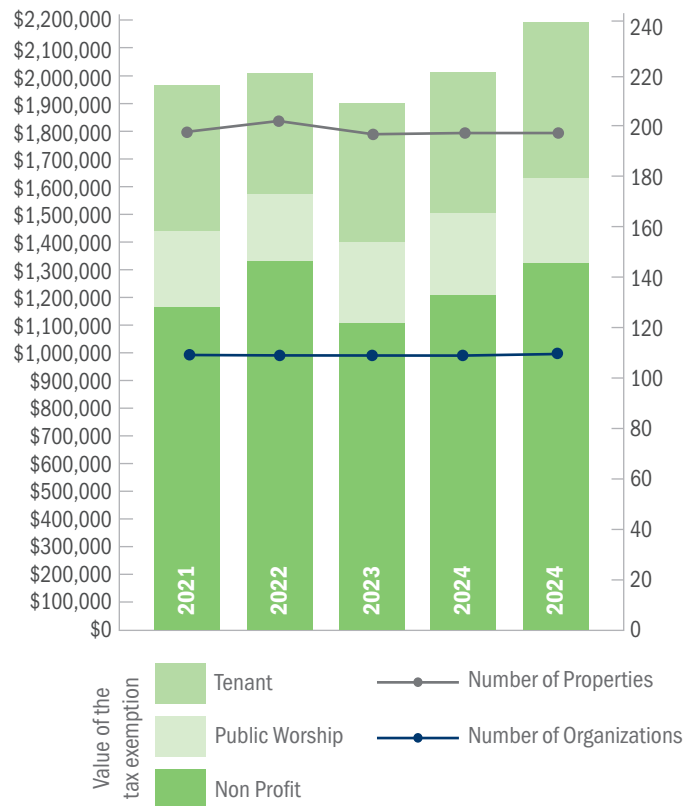
CIVIC ADDRESS	LEGAL DESCRIPTION	EXEMPTION
319-1444 20TH AVE	SL 79 District Lot 343 Plan EPS4459	830.86
318-1444 20TH AVE	SL 80 District Lot 343 Plan EPS4459	868.34
316-1444 20TH AVE	SL 81 District Lot 343 Plan EPS4459	918.32
317-1444 20TH AVE	SL 82 District Lot 343 Plan EPS4459	924.57
314-1444 20TH AVE	SL 83 District Lot 343 Plan EPS4459	918.32
315-1444 20TH AVE	SL 84 District Lot 343 Plan EPS4459	918.32
312-1444 20TH AVE	SL 85 District Lot 343 Plan EPS4459	918.32
313-1444 20TH AVE	SL 86 District Lot 343 Plan EPS4459	924.57
310-1444 20TH AVE	SL 87 District Lot 343 Plan EPS4459	924.57
311-1444 20TH AVE	SL 88 District Lot 343 Plan EPS4459	924.57
308-1444 20TH AVE	SL 89 District Lot 343 Plan EPS4459	930.81
309-1444 20TH AVE	SL 90 District Lot 343 Plan EPS4459	930.81
306-1444 20TH AVE	SL 91 District Lot 343 Plan EPS4459	924.57
307-1444 20TH AVE	SL 92 District Lot 343 Plan EPS4459	918.32
304-1444 20TH AVE	SL 93 District Lot 343 Plan EPS4459	930.81
305-1444 20TH AVE	SL 94 District Lot 343 Plan EPS4459	855.85
303-1444 20TH AVE	SL 95 District Lot 343 Plan EPS4459	862.10
302-1444 20TH AVE	SL 96 District Lot 343 Plan EPS4459	862.10
301-1444 20TH AVE	SL 97 District Lot 343 Plan EPS4459	1,336.88
300-1444 20TH AVE	SL 98 District Lot 343 Plan EPS4459	1,330.63
322-1444 20TH AVE	SL 99 District Lot 343 Plan EPS4459	1,393.10
324-1444 20TH AVE	SL 100 District Lot 343 Plan EPS4459	2,105.27
323-1444 20TH AVE	SL 101 District Lot 343 Plan EPS4459	2,105.27
326-1444 20TH AVE	SL 102 District Lot 343 Plan EPS4459	2,080.28
325-1444 20TH AVE	SL 103 District Lot 343 Plan EPS4459	2,092.77
328-1444 20TH AVE	SL 104 District Lot 343 Plan EPS4459	2,111.51
327-1444 20TH AVE	SL 105 District Lot 343 Plan EPS4459	2,111.51
330-1444 20TH AVE	SL 106 District Lot 343 Plan EPS4459	2,130.25
329-1444 20TH AVE	SL 107 District Lot 343 Plan EPS4459	2,130.25
332-1444 20TH AVE	SL 108 District Lot 343 Plan EPS4459	2,130.25
331-1444 20TH AVE	SL 109 District Lot 343 Plan EPS4459	2,124.01
334-1444 20TH AVE	SL 110 District Lot 343 Plan EPS4459	2,111.51
333-1444 20TH AVE	SL 111 District Lot 343 Plan EPS4459	2,105.27
335-1444 20TH AVE	SL 112 District Lot 343 Plan EPS4459	2,111.51
336-1444 20TH AVE	SL 113 District Lot 343 Plan EPS4459	2,155.24
338-1444 20TH AVE	SL 114 District Lot 343 Plan EPS4459	1,393.10

CIVIC ADDRESS	LEGAL DESCRIPTION	EXEMPTION
337-1444 20TH AVE	SL 115 District Lot 343 Plan EPS4459	1,380.60
340-1444 20TH AVE	SL 116 District Lot 343 Plan EPS4459	2,124.01
339-1444 20TH AVE	SL 117 District Lot 343 Plan EPS4459	2,105.27
342-1444 20TH AVE	SL 118 District Lot 343 Plan EPS4459	2,105.27
341-1444 20TH AVE	SL 119 District Lot 343 Plan EPS4459	2,130.25
343-1444 20TH AVE	SL 120 District Lot 343 Plan EPS4459	2,124.01
344-1444 20TH AVE	SL 121 District Lot 343 Plan EPS4459	2,130.25
346-1444 20TH AVE	SL 122 District Lot 343 Plan EPS4459	1,449.32
345-1444 20TH AVE	SL 123 District Lot 343 Plan EPS4459	2,130.25
347-1444 20TH AVE	SL 124 District Lot 343 Plan EPS4459	2,111.51
421-1444 20TH AVE	SL 125 District Lot 343 Plan EPS4459	849.60
420-1444 20TH AVE	SL 126 District Lot 343 Plan EPS4459	818.37
419-1444 20TH AVE	SL 127 District Lot 343 Plan EPS4459	818.37
418-1444 20TH AVE	SL 128 District Lot 343 Plan EPS4459	849.60
416-1444 20TH AVE	SL 129 District Lot 343 Plan EPS4459	905.83
417-1444 20TH AVE	SL 130 District Lot 343 Plan EPS4459	905.83
414-1444 20TH AVE	SL 131 District Lot 343 Plan EPS4459	905.83
415-1444 20TH AVE	SL 132 District Lot 343 Plan EPS4459	905.83
412-1444 20TH AVE	SL 133 District Lot 343 Plan EPS4459	905.83
413-1444 20TH AVE	SL 134 District Lot 343 Plan EPS4459	905.83
410-1444 20TH AVE	SL 135 District Lot 343 Plan EPS4459	905.83
411-1444 20TH AVE	SL 136 District Lot 343 Plan EPS4459	905.83
408-1444 20TH AVE	SL 137 District Lot 343 Plan EPS4459	905.83
409-1444 20TH AVE	SL 138 District Lot 343 Plan EPS4459	912.07
406-1444 20TH AVE	SL 139 District Lot 343 Plan EPS4459	905.83
407-1444 20TH AVE	SL 140 District Lot 343 Plan EPS4459	905.83
404-1444 20TH AVE	SL 141 District Lot 343 Plan EPS4459	943.31
405-1444 20TH AVE	SL 142 District Lot 343 Plan EPS4459	837.11
403-1444 20TH AVE	SL 143 District Lot 343 Plan EPS4459	849.60
402-1444 20TH AVE	SL 144 District Lot 343 Plan EPS4459	837.11
401-1444 20TH AVE	SL 145 District Lot 343 Plan EPS4459	1,305.64
400-1444 20TH AVE	SL 146 District Lot 343 Plan EPS4459	1,280.65
422-1444 20TH AVE	SL 147 District Lot 343 Plan EPS4459	1,393.10
424-1444 20TH AVE	SL 148 District Lot 343 Plan EPS4459	2,105.27
423-1444 20TH AVE	SL 149 District Lot 343 Plan EPS4459	2,105.27
426-1444 20TH AVE	SL 150 District Lot 343 Plan EPS4459	2,080.28

CIVIC ADDRESS	LEGAL DESCRIPTION	EXEMPTION
425-1444 20TH AVE	SL 151 District Lot 343 Plan EPS4459	2,086.52
428-1444 20TH AVE	SL 152 District Lot 343 Plan EPS4459	2,099.02
427-1444 20TH AVE	SL 153 District Lot 343 Plan EPS4459	2,099.02
430-1444 20TH AVE	SL 154 District Lot 343 Plan EPS4459	2,192.73
429-1444 20TH AVE	SL 155 District Lot 343 Plan EPS4459	2,105.27
432-1444 20TH AVE	SL 156 District Lot 343 Plan EPS4459	2,198.97
431-1444 20TH AVE	SL 157 District Lot 343 Plan EPS4459	2,105.27
434-1444 20TH AVE	SL 158 District Lot 343 Plan EPS4459	2,092.77
433-1444 20TH AVE	SL 159 District Lot 343 Plan EPS4459	2,092.77
435-1444 20TH AVE	SL 160 District Lot 343 Plan EPS4459	2,186.48
436-1444 20TH AVE	SL 161 District Lot 343 Plan EPS4459	2,161.49
438-1444 20TH AVE	SL 162 District Lot 343 Plan EPS4459	1,449.32
437-1444 20TH AVE	SL 163 District Lot 343 Plan EPS4459	1,380.60
440-1444 20TH AVE	SL 164 District Lot 343 Plan EPS4459	2,105.27
439-1444 20TH AVE	SL 165 District Lot 343 Plan EPS4459	2,105.27
442-1444 20TH AVE	SL 166 District Lot 343 Plan EPS4459	2,105.27
441-1444 20TH AVE	SL 167 District Lot 343 Plan EPS4459	2,111.51
443-1444 20TH AVE	SL 168 District Lot 343 Plan EPS4459	2,105.27
444-1444 20TH AVE	SL 169 District Lot 343 Plan EPS4459	2,105.27
446-1444 20TH AVE	SL 170 District Lot 343 Plan EPS4459	1,393.10
445-1444 20TH AVE	SL 171 District Lot 343 Plan EPS4459	2,111.51
447-1444 20TH AVE	SL 172 District Lot 343 Plan EPS4459	2,105.27
101-1694 7TH AVE	STLT 2 DL 343 PL EPS5428	3,054.82
102-1694 7TH AVE	STLT 1 DL 343 PL EPS5428	3,136.03
103-1694 7TH AVE	STLT 3 DL 343 PL EPS5428	2,911.14
201-1694 7TH AVE	STLT 5 DL 343 PL EPS5428	3,061.07
202-1694 7TH AVE	STLT 4 DL 343 PL EPS5428	3,148.53
203-1694 7TH AVE	STLT 6 DL 343 PL EPS5428	3,061.07
301-1694 7TH AVE	STLT 8 DL 343 PL EPS5428	3,061.07
302-1694 7TH AVE	STLT 7 DL 343 PL EPS5428	3,148.53
303-1694 7TH AVE	STLT 9 DL 343 PL EPS5428	3,061.07
1811 Spruce Street	LOT 1 DISTRICT LOT 343 PLAN EPP54485	4,985.17
4413 Glenshee Road	LOT 1 DISTRICT LOT 2508 PLAN EPP85450	62,689.45
	TOTAL EXEMPTION	367,084.67

Permissive Tax Exemptions

The City may provide permissive tax exemptions to non-profit organizations as a means of achieving its economic, social, and cultural objectives related to enhancing the community's quality of live and delivering services economically. There is no obligation on the part of Council to grant exemptions.



NON PROFIT	LEGAL DESCRIPTION	CIVIC ADDRESS	EXEMPTION AMOUNT
Aboriginal Housing Society	LOT 2 DISTRICT LOT 343 PLAN EPP 113718	1919 1931 17th Avenue	32,450.27
AiMHi - Prince George Association for Community Living	LOT 13 BLOCK 110 DISTRICT LOT 343 PLAN 1268	1686 -1680 Burden St	3,004.85
AiMHi - Prince George Association for Community Living	LOT 11 BLOCK K DISTRICT LOT 936 PLAN 10005	1873 Garden Dr	2,823.68
AiMHi - Prince George Association for Community Living	LOT 3-4 BLOCK 81 DISTRICT LOT 937 PLAN 752	269 Kelly Street	2,436.36
AiMHi - Prince George Association for Community Living	LOT 56 DISTRICT LOT 938 PLAN 9107	2655 Hammond Ave	1,967.83
AiMHi - Prince George Association for Community Living	LOT 85 DISTRICT LOT 938 PLAN 9107	2720 Hammond Ave	2,267.69
AiMHi - Prince George Association for Community Living	LOT 19 DISTRICT LOT 937 PLAN 13198	167 Patterson St S	2,842.42
AiMHi - Prince George Association for Community Living	LOT 70 DISTRICT LOT 1427 PLAN 21638	127 Duncan Place	3,079.81
AiMHi - Prince George Association for Community Living	LOT 37 DISTRICT LOT 1427 PLAN 15089	501 Radcliffe Dr	3,298.46
AiMHi - Prince George Association for Community Living	LOT A DISTRICT LOT 2507 PLAN BCP35414	950 Kerry St	33,292.13
AiMHi - Prince George Association for Community Living	LOT 9 DISTRICT LOT 2507 PLAN 20258	1350 Genevieve Cres	2,536.31
AiMHi - Prince George Association for Community Living	LOT 112 DISTRICT LOTS 2507 AND 2610 PLAN 20829	4212 Ness Ave	2,692.49
AiMHi - Prince George Association for Community Living	LOT 67 DISTRICT LOT 2507 PLAN 15185	1250 Parsnip Cres	2,530.07
AiMHi - Prince George Association for Community Living	LOT A DISTRICT LOT 2608 PLAN 19970	4404 1st Ave	1,924.10

NON PROFIT	LEGAL DESCRIPTION	CIVIC ADDRESS	EXEMPTION AMOUNT
AiMHi - Prince George Association for Community Living	LOT 35 DISTRICT LOT 2608 PLAN 20043	4440 1st Ave	1,936.59
AiMHi - Prince George Association for Community Living	LOT 36 DISTRICT LOT 2608 PLAN 20043	4444 1st Ave	1,924.10
AiMHi - Prince George Association for Community Living	LOT 11 DISTRICT LOT 482 PLAN 22883	341 Mullett Cres	2,548.81
AiMHi - Prince George Association for Community Living	LOT 7 DISTRICT LOT 482 PLAN 22902	4703 Freimuller Ave	3,285.96
AiMHi - Prince George Association for Community Living	LOT 73 DISTRICT LOT 2507 PLAN 22108	386 Green Place	3,348.43
AiMHi - Prince George Association for Community Living	LOT 136 DISTRICT LOT 2507 PLAN 20916	4358 Eaglenest Cres	3,186.01
AiMHi - Prince George Association for Community Living	LOT A DISTRICT LOT 2610 PLAN 22059	483 Brigade Dr	2,323.91
AiMHi - Prince George Association for Community Living	LOT B DISTRICT LOT 2610 PLAN 22059	475 Brigade Dr	2,273.94
AiMHi - Prince George Association for Community Living	LOT 25 DISTRICT LOT 2507 PLAN 21450	4255 Trapper Ave	3,017.34
AiMHi - Prince George Association for Community Living	LOT 1 DISTRICT LOT 8174 PLAN 27831	2690 Ospika Blvd	3,879.44
AiMHi - Prince George Association for Community Living	LOT 44 DISTRICT LOT 8172 PLAN 18944	2471 Lisgar Cres	3,136.03
AiMHi - Prince George Association for Community Living	LOT 68 DISTRICT LOT 8178 PLAN 20375	2896 Sycamore Cres	2,729.97
AiMHi - Prince George Association for Community Living	LOT 276 DISTRICT LOT 2611 PLAN 21607	4057 Campbell Ave	2,548.81
AiMHi - Prince George Association for Community Living	LOT 1 DISTRICT LOT 777 PLAN 18598	2440 Abbott Cres	2,086.52
AiMHi - Prince George Association for Community Living	LOT 15 DISTRICT LOT 913 PLAN 16511	128 Aitken Cres	2,405.13
AiMHi - Prince George Association for Community Living	PARCEL B (PL20543) BLOCK 6 DISTRICT LOT 933 PLAN 727	930-940 LaSalle Ave	4,454.79
AiMHi - Prince George Association for Community Living	LOT 44 DISTRICT LOT 754 PLAN 22374	7742 Lemoyne Pl	2,592.54
AiMHi - Prince George Association for Community Living	LOT 2 DISTRICT LOT 2003 PLAN PGP36193	6899 Dakelh Ti	4,404.19
AiMHi - Prince George Association for Community Living	LOT 50 DISTRICT LOT 2426 PLAN 20751	10057 Kelly Rd N	2,779.95
AiMHi - Prince George Association for Community Living	LOT 1 DISTRICT LOT 4041 PLAN 15791	3990 Northwood Pulpmill Rd	3,342.19
AiMHi - Prince George Association for Community Living	LOT 3 DISTRICT LOT 4047 PLAN 34879	3036 Seton Cres	2,923.63
AiMHi - Prince George Association for Community Living	LOT 31 DISTRICT LOT 4048 PLAN 20604	6839 Lilac Cres	2,467.60
AiMHi - Prince George Association for Community Living	LOT 207 DISTRICT LOT 2608 PLAN 22362	4333 Galinis Ave	3,642.05
AiMHi - Prince George Association for Community Living	LOT 7-9 BLOCK 226 DISTRICT LOT 343 PLAN 1268	334 15th Avenue	2,798.69
AWAC-An Association Advocating for Women and Children	LOT 2 DISTRICT LOT 343 PLAN BCP1317	144 George St	27,522.47
Canadian Cancer Society	LOT 1 DISTRICT LOT 343 PLAN 18364	1100 Alward St	154,265.68
Canadian Mental Health Association	LOT A DISTRICT LOT 933 PLAN EPP114197	2816 Norwood St	10,883.69
Canadian Mental Health Association	LOT 3 DISTRICT LOT 933 PLAN 24282	2652 Moss Ave	2,430.11
Carefree Society	LOT 9-11 BLOCK 26 DISTRICT LOT 933 PLAN 727	2832 Queensway	3,846.44
Carney Hill Neighbourhood Centre Society	PARCEL A (PN13508) BLOCK 6 DISTRICT LOT 932 PLAN 796	2105 Pine St	2,974.86

NON PROFIT	LEGAL DESCRIPTION	CIVIC ADDRESS	EXEMPTION AMOUNT
Carrier Sekani Family Services	LOT 1- 5 BLOCK 148 DISTRICT LOT 343 PLAN 1268	987 4th Ave	22,219.04
Carrier Sekani Family Services	LOT 15 DISTRICT LOT 482 PLAN 22883	357 Mullet Cr	3,117.29
Carrier Sekani Family Services	LOT 26 DISTRICT LOT 753 PLAN 25686	2668 Hollandia Dr	3,385.92
Carrier Sekani Family Services	LOT 8-10 BLOCK 137 DISTRICT LOT 343 PLAN 1268	835 3rd Ave	13,447.98
Carrier Sekani Family Services	LOT 5 BLOCK K DISTRICT LOT 777 PLAN 5566	2025 Victoria St	6,180.53
Carrier Sekani Family Services	LOT 16-17 BLOCK 136 DISTRICT LOT 343 PLAN 1268	970 4th Avenue	20,062.70
Carrier Sekani Family Services	LOT 1-2 BLOCK 134 DISTRICT LOT 343 PLAN 1268	301 George Street	18,401.73
Carrier Sekani Family Services	LOT A DISTRICT LOT 343 PLAN 20857	966 960 5th Avenue	16,536.79
Cerebral Palsy Association of Prince George and District (Child Development Centre)	LOT A DISTRICT LOT 777 PLAN 21321	1687 Strathcona Ave	9,958.50
Child Development Centre of Prince George and District Association	LOT 1-2 BLOCK 12 DISTRICT LOT 777 PLAN 649	2315 Spruce Street	4,034.39
Child Development Centre of Prince George and District Association	LOT 4 DISTRICT LOT 777 PLAN 19518	1777 Strathcona Street	1,267.58
Prince George Lodge no 122	LOTS 1-4 & PCL B BLOCK 29 DISTRICT LOT 937 PLAN 752	663 Douglas Street	2,217.71
Emmaus Place Society	LOT 5 DISTRICT LOT 2003 PLAN 13729	6373 Hillcrest Place	2,711.23
Fraser Fort George Museum Society	LOT A DISTRICT LOT 343 PLAN PGP46330 & DISTRICT LOT 417	333 Becott Place	61,986.25
Hart Highlands Winter Club	LOT A DISTRICT LOT 4047 PLAN 16588, EXCEPT PLANS 17497, 26390 AND 26391	3740 Winslow Dr	6,080.98
Hart Highlands Winter Club	LOT B DISTRICT LOT 4047 PLAN 17956	6168 Crown Dr	1,461.82
Hart Pioneer Centre Association	LOT 1 DISTRICT LOT 4047 PLAN PGP42458	6986 Hart Highway	14,788.41
Immigrant and Multicultural Services Society of Prince George	LOT 16-19 BLOCK 21 DISTRICT LOT 343 PLAN 1268	1270 2nd Ave	20,951.46
Immigrant and Multicultural Services Society of Prince George	LOT 13-15 BLOCK 21 DISTRICT LOT 343 PLAN 1268	1240 2nd Ave	4,997.46
Intersect Youth & Family Services Society	LOT 19-20 & PARCEL A BLOCK 44 DISTRICT LOT 343 PLAN 1268	1294 - 1288 3rd Ave	19,917.00
Intersect Youth & Family Services Society	PARCEL A BLOCK 166 DISTRICT LOT 343 PLAN 1268	1077 5th Avenue	6,601.60
Le Cercle Des Canadiens Francais de Prince George	LOT 1 DISTRICT LOT 343 PLAN 17963	1752 Fir St	4,123.27
Nature Trust of British Columbia	DISTRICT LOT 2097 EXCEPT PLAN 27069 28358 PGP36539	North Nechako Rd	185.54
Nature Trust of British Columbia	LOT 1 DISTRICT LOT 2113 PLAN 34582	9927 Ferguson Lake Rd	266.63
Nature Trust of British Columbia	LOT 2 DISTRICT LOT 2421 PLAN 34582	9915 Ferguson Lake Rd	319.23
Nature Trust of BC	DISTRICT LOT 2426 Part NW1/4.	Kelly Road North	2,180.23
Northern John Howard Society of BC	LOT 23 BLOCK 21 DISTRICT LOT 343 PLAN 1268	150 - 154 Quebec St	10,067.77
Phoenix Transition Society	BLOCK 204 DISTRICT LOT 343 PLAN 1268 PARCEL C, (PG10105)	1780 11th Ave	1,711.70
Phoenix Transition Society	LOT 3-4 BLOCK 207 DISTRICT LOT 343 PLAN 1268	1775 11th Ave	2,255.20
Phoenix Transition Society	LOT 5-6 BLOCK 207 DISTRICT LOT 343 PLAN 1268	1765 11th Ave	2,542.56
Phoenix Transition Society	LOT 11-12 BLOCK 3 DISTRICT LOT 937 PLAN 752	715 -709 Ewert St	4,497.90
Prince George & District Elizabeth Fry Society	LOT 4-5 BLOCK 161 DISTRICT LOT 343 PLAN 1268	1575 5th Ave	23,457.47

NON PROFIT	LEGAL DESCRIPTION	CIVIC ADDRESS	EXEMPTION AMOUNT
Prince George & District Elizabeth Fry Society	AIR SPACE PARCEL 1 DISTRICT LOT 343 CARIBOO DISTRICT AIR SPACE PLAN BCP45794.	1373 6th Ave	8,714.68
Prince George Activator Society	LOT 17-19 BLOCK 28 DISTRICT LOT 343 PLAN 1268	770 - 760 Second Ave	11,981.90
Prince George Alano Society	DISTRICT LOT 343 PLAN BCP19859 PARCEL A.	725 Alward St	2,485.71
Prince George Brain Injured Group	LOT 10-12 BLOCK 135 DISTRICT LOT 343 PLAN 1268	1046-1070 4th Ave	17,527.54
Prince George Christian Outreach Building Society	LOT 12 BLOCK 43 DISTRICT LOT 343 PLAN 1268	1164 3rd Ave	5,186.87
Prince George Golf & Curling Club	DISTRICT LOT 8173 PLAN BCP10189	2565 Recplace Dr	188,010.52
Prince George Golf & Curling Club	LOT B, DISTRICT LOTS 8173 AND 8180, PLAN EPP31314 EXCEPT PLAN EPP78234.	2601 Recplace Dr	45,778.50
Prince George Hospice Palliative Care Society	LOT 2 DISTRICT LOT 913 PLAN EPP50874	3089 Clapperton St	9,470.57
Prince George Hospice Palliative Care Society	LOT 1 DISTRICT LOT 913 PLAN PGP46312	1506 Ferry Ave	6,556.44
Prince George Italian Club	LOT 10 BLOCK 164 DISTRICT LOT 343 PLAN 1268	1209 5th Avenue	5,170.84
Prince George Knight's Society	LOT 130 DISTRICT LOT 754 PLAN 23862 EXCEPT PLAN 24257	7201 St Lawrence Ave	21,665.38
Prince George Masonic Temple Ltd	LOT 1-2 BLOCK 154 DISTRICT LOT 343 PLAN 1268	480 450 Vancouver St	6,107.40
Prince George Native Friendship Centre	STRATA LOT 1 DISTRICT LOT 343 PLAN EPS3168	140 Quebec Street Unit 101	717.16
Prince George Native Friendship Centre	LOT 4-5 BLOCK 23 DISTRICT LOT 343 PLAN 1268	171 George St	7,427.78
Prince George Native Friendship Centre	LOT 6 BLOCK 23 DISTRICT LOT 343 PLAN 1268	191 George St	2,159.25
Prince George Native Friendship Centre	LOT 1 DISTRICT LOT 343 PLAN BCP1317	138 George St	22,641.56
Prince George Native Friendship Centre	PARCEL A BLOCK 48 DISTRICT LOT 343 PLAN 1268	1600 3rd Ave	101,755.90
Prince George Native Friendship Centre	BLOCK 126 DISTRICT LOT 343 PLAN 1268 PARCEL F	1945 3rd Ave	2,342.66
Prince George Native Friendship Centre	LOT 5-6 BLOCK 29 DISTRICT LOT 937 PLAN 752	657 Douglas St	4,404.19
Prince George Native Friendship Centre	LOT 47 DISTRICT LOT 2608 PLAN 19520	122 - 110 Anderson St	2,530.07
Prince George Rod & Gun Club	BLOCK A DISTRICT LOT 1604	9444 Hartman Rd	6,121.34
Salvation Army Centre of Hope, The	LOT A DISTRICT LOT 936 PLAN 16524	3500 18th Ave	48,415.64
Sources Community Resources Society	PARCEL A (PK40262) BLOCK 162 DISTRICT LOT 343 PLAN 1268	575 Brunswick St	18,154.05
St John Council for BC Properties	LOT 18-20 BLOCK 36 DISTRICT LOT 343 PLAN 1268	470 3rd Ave	14,773.84
St John Society(BC&Yukon)	PARCEL A BLOCK 36 DISTRICT LOT 343 PLAN 1268	450 3rd Ave	8,596.22
St. Patrick's House Society	LOT 18 DISTRICT LOT 343 PLAN 18815	1735 Yew St	2,186.48
St. Vincent de Paul Society St. Francis of Assissi Conference	LOT 10-12 BLOCK 21 DISTRICT LOT 343 PLAN 1268	1224-1204 2nd Ave	13,797.66
St. Vincent de Paul Society St. Francis of Assissi Conference	LOT 6-7 BLOCK 129 DISTRICT LOT 343 PLAN 1268	1645-1647 3rd Ave	6,949.82
Tano T'Enneh General Partner Corp	LOT B DISTRICT LOT 343 PLAN EPP132853	355 Victoria St	40,067.12
Timbers Community Church(Christian & Missionary Alliance	LOT 6 BLOCK 130 DISTRICT LOT 343 PLAN 1268	1553-1557 3rd Ave	6,602.07
Yalenka Ukrainian Cultural Society	LOT B DISTRICT LOT 343 PLAN PGP35939	933 Patricia Blvd	3,451.60
		TOTAL FOR NON PROFIT	1,322,790.99

PUBLIC WORSHIP	LEGAL DESCRIPTION	CIVIC ADDRESS	EXEMPTION AMOUNT
BC Muslim Association	LOT 2 DISTRICT LOT 482 PLAN BCP24787	4668 5th Avenue	4,411.08
Church of Acts 29	LOT A DISTRICT LOT 2507 PLAN 17170	1011 Ospika Blvd S	1,493.05
Central Fellowship Baptist Church of Prince George	LOT A DISTRICT LOT 1426 PLAN 19306 EXCEPT PLAN 23321, & EXC PL BCP39433	2840 Clapperton St	1,499.30
Christian Reformed Church of Prince George	PARCEL A (B15357) OF BLOCK 328 DISTRICT LOT 343 PLAN 1268	1905 Willow St	9,652.35
Church of Jesus Christ of Latter Day Saints in Canada	LOT A DISTRICT LOT 2610 PLAN 16764	4180 5th Ave	10,419.15
College Heights Baptist Church	LOT A DISTRICT LOT 753 PLAN 23249	5401 Moriarty Cres	8,983.30
East Hart Congregation of Jehovah's Witnesses, Trustees For	LOT B DISTRICT LOT 4047 PLAN 17869	6720 Dagg Rd	1,596.13
Evangelical Free Church of Prince George	LOT 17 DISTRICT LOT 482 PLAN 22108	4590 5th Ave	1,944.72
Faith Alive Fellowship Inc	LOT 2 DISTRICT LOT 4040 PLAN 8831	3400 Hart Hwy	1,307.51
First Baptist Church(Conv of Baptist Churches of BC)	BLOCK 56 DISTRICT LOT 937 PLAN PGP48070 PARCEL 1	483 Gillett St	3,016.22
Fort George Baptist Church	LOT 1-4 BLOCK A DISTRICT LOT 936 PLAN 10005	1600 Johnson St	11,590.57
Fraser Basin Property Society (St. Michael's and All Angels' Church)	LOT 6 BLOCK 161 DISTRICT LOT 343 PLAN 1268	1553 5th Ave	1,937.79
Fraser Basin Property Society (St. Michael's and All Angels' Church)	LOTS 9 TO 12, BLOCK 161 DISTRICT LOT 343 PLAN 1268, PARCEL A	1505 5th Ave	5,534.91
Gateway Christian Ministries	LOT B DISTRICT LOT 343 PLAN 22292	2055 20th Ave	6,609.41
Grace Anglican Church-Fraser Basin Property Soc	LOT 1 DISTRICT LOT 2611 PLAN 32510	2640 Goheen St	2,351.49
Greek Orthodox Church(Hellenic Community)	LOT 101 DISTRICT LOT 2507 PLAN 20916	511 Tabor Blvd S	1,580.51
Guru Nanak Darbar Sikh Society	LOT A DISTRICT LOT 905 PLAN 30226 SEE INLAND NATURAL GAS R/W PLAN 28726	4292 Davis Rd	1,495.55
Guru Nanak Darbar Sikh Society	DISTRICT LOT 905 PLAN BCP25530 PARCEL 1.	4298 Davis Rd	2,874.06
Guru Gobind Singh Temple Association	LOT A DISTRICT LOT 937 PLAN EPP15400	443 Kelly St S	2,954.87
Hart Pentecostal Church (Pentecostal Assemblies of Canada)	LOT 43 DISTRICT LOT 4047 PLAN 11088, EXCEPT PLAN 29887.	6912 Hart Hwy	2,347.54
Hartland Baptist Church, Inc	PARCEL 1 DISTRICT LOT 4047 PLAN BCP8052	6599 Driftwood Rd	1,511.79
Heritage Free Presbyterian Church	LOT 9 DISTRICT LOT 4047 PLAN 17497 EXCEPT PLAN 18389, & EXC PL 19548	4020 Balsum Rd	2,800.59
Kelly Road Gospel Chapel	LOT 6 DISTRICT LOT 4047 PLAN 11058	7046 Kelly Rd S	1,151.96
Kingdom Hall of Jehovah's Witnesses, Trustees of Spruceland Congregation	LOT 2 DISTRICT LOT 2507 PLAN EPP84493	4336 15th Ave	1,809.15
Lakewood Alliance(Christian and Missionary Alliance)	LOT 1 DISTRICT LOT 2610 PLAN 16227	4001 5th Ave	2,402.00
Our Saviour's Lutheran Church	LOT A DISTRICT LOT 8171 PLAN 32714 & DL 8174	3590 Dufferin Ave	1,474.31
Overcoming Faith Centre Inc	LOT 1 DISTRICT LOT 2003 PLAN PGP37292	4520 Wheeler Rd	4,727.76
Prince George City Church	LOT 1 BLOCK 59 DISTRICT LOT 343 PLAN BCP3891	439 Cassiar St	2,013.55
Prince George Gospel Chapel	LOT 11-12 BLOCK 239 DISTRICT LOT 343 PLAN 1268	1590 Queensway	869.59
Prince George Mission	LOT B DISTRICT LOT 2507 PLAN PGP46838	4110 15th Ave	2,255.20
Prince George Pentecostal Church (Prince George Tabernacle Society)	LOT 44 DISTRICT LOT 2610 PLAN 16510	497 Ospika Blvd S	2,212.72
Roman Catholic Episcopal Pr Rupert - Immaculate Conception Church/School	LOT 1 DISTRICT LOT 1605 PLAN PGP36549 EXCEPT PLAN PGP43062, & DL 2003	3285 Cathedral Ave	1,882.25
Roman Catholic Episcopal Pr Rupert - Sacred Heart	LOT 1 DISTRICT LOT 343 PLAN BCP1869	887 785 Patricia Blvd	501.02

PUBLIC WORSHIP	LEGAL DESCRIPTION	CIVIC ADDRESS	EXEMPTION AMOUNT
Roman Catholic Episcopal Pr Rupert - Christ our Saviour	LOT 48 DISTRICT LOT 4048 PLAN 20605 EXCEPT PLAN 23818	4514 Austin Rd West	1,701.08
Roman Catholic Episcopal Pr Rupert - Diocesan Centre	PARCEL 1 DISTRICT LOT 2003 PLAN 29709	6500 Southridge Ave	138,977.80
Roman Catholic Episcopal Pr Rupert - Sacred Heart	LOT 1-6 BLOCK 233 DISTRICT LOT 343 PLAN 1268	1453 1387 Hemlock St	6,119.34
Roman Catholic Episcopal Pr Rupert - St Mary's	LOT 1 DISTRICT LOT 1429 PLAN 19663	1088 Gillett St	6,498.16
Salvation Army Community Church, The	LOT 22 DISTRICT LOT 2507 PLAN 16227 & DL 2610	777 Ospika Blvd	3,703.02
Seventh-Day Adventist Church-BC Corporation of the	LOT 1 DISTRICT LOT 2507 PLAN 22703	4388 15th Ave	2,256.45
St. George's Ukrainian Catholic Church(Ukrainian Catholic Episcopal Corp of Western Canada)	LOT 78 DISTRICT LOTS 8171 AND 8172 PLAN 18944 EXCEPT PLAN EPP66819.	2414 Vanier Dr	1,030.77
St. Giles Presbyterian Church, Trustees of the Congregation of	LOT 1 DISTRICT LOT 343 PLAN 14198	1500 Edmonton St	2,386.38
St. Michael's Ukrainian Greek Orthodox Church, Trustees of	LOT 1 DISTRICT LOT 8182 PLAN 23648	2793 Range Rd	1,105.11
The Bible Missionary Church, Trustees of the Congregation of	PARCEL A (115262M) DISTRICT LOT 7645 PLAN 8285 EXCEPT PLAN 29483	1990 Houghtaling Rd	799.63
The Well - A Gathering Place(Fellowship)	LOT 1 DISTRICT LOT 2507 PLAN EPP84493	4350 15th Avenue	1,713.57
Trinity United Church, Trustees of the Congregation of	LOT 11-16 BLOCK 153 DISTRICT LOT 343 PLAN 1268	1448 5th Ave	4,529.76
Trinity United Church, Trustees of the Congregation of	LOT 1 DISTRICT LOT 937 PLAN 16091	3555 5th Ave	2,854.92
Trinity United Church, Trustees of the Congregation of	LOT A DISTRICT LOT 937 CARIBOO DISTRICT PLAN EPP102447	567 Union St	16,230.82
Westside Family Fellowship Society	LOT 1 DISTRICT LOT 1599 PLAN 31597 EX STAT R/W PLAN 32425	3791 Highway 16 W	568.48
Westwood Mennonite Brethern Church(BC Conference of the Mennonite Brethren Churches)	DISTRICT LOT 8174 PLAN BCP31092 PARCEL 1	2658 Ospika Blvd S	5,147.59
Zion Lutheran Church of Prince George	LOT 1 DISTRICT LOT 1427 PLAN 21753	180 Tabor Blvd	394.19
		TOTAL FOR PUBLIC WORSHIP	305,228.48

TENANT	LEGAL DESCRIPTION	CIVIC ADDRESS	EXEMPTION AMOUNT
6 & 4 Slo-Pitch League Society	LOT A DISTRICT LOT 4051 PLAN BCP20972	2757 3303 North Nechako Rd	24,005.28
Blackburn Community Association	LOT 1 DISTRICT LOT 1543 PLAN 19672	2451 Blackburn Rd S	2,795.90
Blackburn Community Association	LOT 1 DISTRICT LOT 1543 PLAN 19672	2455 Blackburn Rd S	8,537.19
Caledonia Nordic Ski Club	BLOCK C & D DISTRICT LOT 4340	8141 Otway Rd	16,383.85
Caledonia Nordic Ski Club	LOT A, DISTRICT LOT 4202	Otway	21,227.58
Central BC Railroad Preservation & Museum Society	LOT 26 DISTRICT LOT 1511 PLAN 25047	850 River Rd	20,095.73
Dusty Trail Riders Club	THE SOUTH WEST 1/4 OF DISTRICT LOT 1594, EXCEPT PLANS 19036, 20849, 20957, 26318, AND BCP1167	10597 Blackwater Road	2,684.13
Elder Citizens Recreation Association	LOT A DISTRICT LOT 343 PLAN EPP42717	1692 10th Ave	20,887.57
Emergency Measures Program-Search and Rescue Corp	LOT A DISTRICT LOT 4040 PLAN 14962.	4057 Hart Highway	6,061.06
Kinsmen Club of Prince George	LOT A DISTRICT LOT 2610 PLAN 30007	777 Kinsmen Pl	24,593.92
Nechako Karate Club Advisory	LOT 1-6 BLOCK 26 DISTRICT LOT 933 PLAN 727	1175 Village Ave	7,998.85

TENANT	LEGAL DESCRIPTION	CIVIC ADDRESS	EXEMPTION AMOUNT
Prince George & District Community Arts Council (Studio 2880)	LOT 2 DISTRICT LOT 1429 CARIBOO DISTRICT PLAN EPP72370	2880 2820 15th Ave	15,152.65
Prince George & District Senior Citizens Activity Centre Society	LOT 7-10 BLOCK 153 DISTRICT LOT 343 PLAN 1268	425 Brunswick St	19,042.81
Prince George Amateur Radio Club	PARCEL Y DISTRICT LOTL 777 PLAN 649, LOT 2 DISTRICT LPOT 777 PLAN 10024	2424 Hwy 97	268.09
Prince George Auto Racing Association	BLOCK C DISTRICT LOT 2155	3645 Highway 16 East	3,609.83
Prince George Gymnastics Society-Exhibition Park	DISTRICT LOT 2508 PLAN 33840 PARCEL 1, PT OF PCL 1	4175 18th Avenue	7,564.43
Prince George Horse Society-Exhibition Park Barns	PARCEL 1 DISTRICT LOTS 2508 AND 2611 PLAN 33840, BLOCK C DISTRICT LOT 2508	4199 18th Ave	17,677.30
Prince George Lawn Bowling Club	PARCEL A BLOCK 57 DISTRICT LOT 343 PLAN 1268	377 Watrous Street	2,360.32
Prince George Lawn Bowling Club	PARCEL B BLOCK 57 DISTRICT LOT 343 PLAN 1268	388 Wainwright Street	1,300.09
Prince George Senior Women's Fastball Association	LOT 1 DISTRICT LOT 1429 PLAN 21372	2825 12th Ave	2,202.22
Prince George Minor Girls Softball	LOT 2 DISTRICT LOTS 777 AND 1430 PLAN 17961	2308 Del Laverdure Way	4,089.90
Prince George Minor Girls Softball	LOT 1 DISTRICT LOT 1429 PLAN 21372 - PG MINOR GIRLS SOFTBALL - FREEMAN PARK	2825 12th Ave	1,538.66
Prince George Minor Girls Softball	LOT 1 DISTRICT LOT 1429 PLAN 21372	2825 12th Ave	1,596.72
Prince George Tennis Club-Recreation Place Park	LOT A DISTRICT LOTS 8173 AND 8180 PLAN EPP31314	2589 Recplace Dr	30,325.89
Prince George Soccer Association	PARCEL 1 DISTRICT LOT 2508 CARIBOO DISTRICT PLAN PGP43052 EXCEPT PLAN BCP14702	1771 George Paul Lane	14,921.16
Prince George Baseball Assoc-Senior Div	LOT 2 DISTRICT LOTS 777 AND 1430 PLAN 17961	2445 Del Laverdure Way	43,962.14
Prince George Youth Baseball Association	LOT 2 DISTRICT LOTS 777 AND 1430 PLAN 17961 EXCEPT PLANS 19756, 21708, 22207 AND PGP43681	2214 Del Laverdure Way	7,755.60
Prince George Youth Baseball Association	LOT A DISTRICT LOT 4047 PLAN 17956 EXCEPT PLAN 23955.	4055 Balsum Rd	2,223.80
Prince George Youth Baseball Association	PARCEL Z, DISTRICT LOT 417, PLAN 1409 EXCEPT PLANS 12977 AND 32450	755 20th Avenue	1,402.18
Prince George Youth Baseball Association	LOT 520 DISTRICT LOT 936 PLAN 15185	3655 Rainbow Dr	1,677.17
Prince George Youth Baseball Association	LOT A DISTRICT LOT 4048 PLAN 26729	4855 Heather Rd	6,603.38
Prince George Youth Soccer Association	LOT 1 DISTRICT LOT 2508 PLAN 17575	4111 15th Ave	27,482.51
Royal Canadian Legion Connaught Gymnasium Youth Centre	LOT 1 DISTRICT LOT 343 PLAN 31887	1491 17th Ave	23,676.43
Spruce Capital Karting Association	BLOCK D DISTRICT LOT 2155	Highway 16 E	1,536.78
Spruce City Mens Fastball	LOT 2 DISTRICT LOTS 777 AND 1430 PLAN 17961	2210 Massey Dr	7,930.20
Spruce City Minor Boys Softball	LOT 2 DISTRICT LOTS 777 AND 1430 PLAN 17961	2428 Del Laverdure Way	9,922.74
Spruce City Wildlife Association	PARCEL A (U41172) BLOCK 1 DISTRICT LOT 1511 PLAN 1391	1384 River Road	6,337.89
Super Trak BMX Society	LOT 2 DISTRICT LOTS 777 AND 1430 PLAN 17961	2323 Del Laverdure Way	6,149.54
Two Rivers Gallery(Prince George Regional Art Gallery Association)	LOT B DISTRICT LOT 343 PLAN EPP34406	725 Canada Games Way	89,794.05
YMCA	LOT A DISTRICT LOT 1430 PLAN 21708 R/W PL 21720 21783.	2020 Massey Dr	57,937.35
		TOTAL FOR TENANT	571,312.90
		TOTAL	2,199,332.37





1100 Patricia Blvd., V2L 3V9 | p 250.561.7600 · 311 | www.princegeorge.ca

 @CityofPG  /CityofPG  @CityofPG